



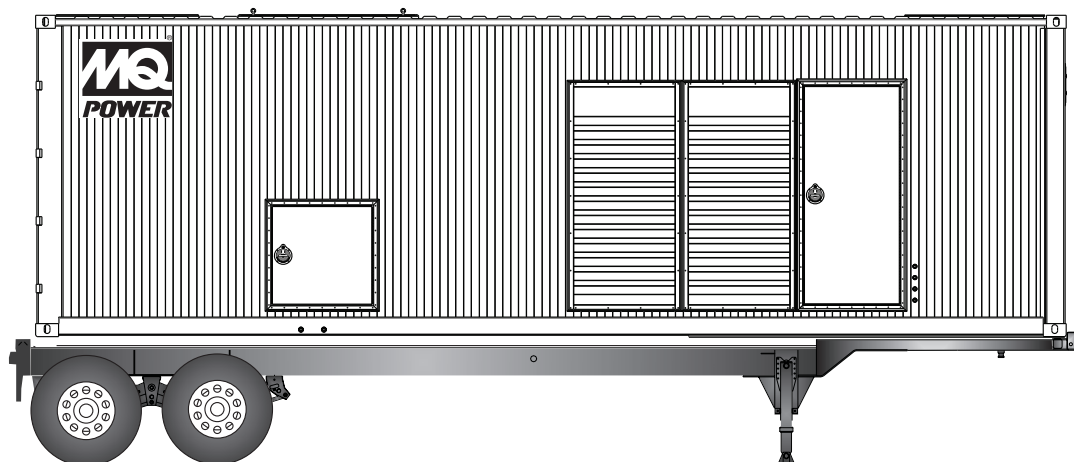
CG250DUAL

MQ POWER Containerized Diesel Generator

Prime Rating — 500 kW (625 kVA)

Standby Rating — 525 kW (654 kVA)

EPA Certified Tier 4 Final, 60 Hertz



STANDARD FEATURES

Generator

- Equipped with 2 Generators Operating In Parallel or Standalone.

Cummins Heavy Duty Diesel Engine

- Heavy duty, 4-cycle, direct injection, turbocharged, air to air intercooled diesel engine provides maximum reliability.
- EPA emissions certified - Tier 4 Final emissions compliant.
 - Engine fitted with on board DOC and SCR.
- Engine coolant heaters (1500 watts each).

Fuel System

- 1000 gallon, double wall UL142 fuel tank, provides 24 hours of runtime at full load.
- 30 gallon DEF Tank per Generator Set. 60 gallon total capacity.
- Manual fuel valves (for external fuel supply).

Alternator

- Brushless, 4-pole, synchronous, WYE connection.
- Rotary Voltage Selector Switch.
- Class H insulation system conforms to NEMA MG1-1.65 and BS2757.
- Drip-proof, self-venting, amortisseur windings
- Harsh duty exciters

Electronic Voltage Regulator

- Electronic automatic voltage regulator provides precise Regulation.
- Separate three-phase PMG for fast recovery from block loads and motor starting.

Full Load Acceptance

- Accepts 100% of standby nameplate rating in one step, in compliance with NFPA, para 5-13.2.6.

Generator Control Panel

- Basler DGC2020HD Controller with Color LCD Touch Screen Display.
- Vibration-isolated controller.
- Manual or remote engine start/stop.
- Safety shutdowns.
- Externally mounted emergency stop switch.
- Generator mainline circuit breaker, 100% rated, electronically operated, UL listed.

Specially Designed Container

- 30 ft. ISO container, sound-attenuated, acoustical fiberglass for extremely quiet operation.
- Integral vibration isolators.
- Exterior polyurethane coating system provides long life in extreme operating conditions.
- Interior LED work light lights and timer switch.

Warranty

- Engine-generator sets are covered by an express written, one-year limited warranty.



CG250DUAL

MQ POWER Containerized Diesel Generator

SPECIFICATIONS*

Alternator Specifications

Make	Marathon 432RSL4015
Type	4-Pole, Rotating Field
Number of Leads	12
Generator Type	Brushless w/ PMG
Voltage Regulator	Solid State
Insulation	NEMA MG1-1.66
Material	Class H
Temperature Rise	105° C
Bearing: Number, Type	Single, Sealed
Coupling	Flexible Disk
Amortisseur Windings	Full
Excitation	Separately-derived
Voltage Regulation (no load to full load)	± 0.25% Steady State

Engine Specifications

Manufacturer/Model	Cummins QSL9-G9
Emissions	EPA Tier 4 Final Certified
Engine Type	4-cycle, water-cooled, direct injection, turbocharged. Charged Air Cooler, EGR, DOC and SCR.
No. of Cylinders	6
Displacement	543 in ³ (8.9 Liters)
Bore and Stroke	4.49 x 5.71 in. (114 x 145mm)
Compression Ratio	17.8 : 1
Piston Speed (60Hz)	1,707 ft/min (8.7 m/s)
Rated RPM (60 Hz)	1800 RPM
Gross Engine Power Output At Rated RPM.	393 HP
Frequency Regulation: Steady State	± 0.25%

Fuel System

Recommended Fuel	ASTM-D975-No.1 & No.2-D**	
Maximum Fuel Flow (per hour)	39 gallons (148 liters)	
Maximum Inlet Restriction (Hg)	4.0 in (100 mm)	
Fuel Tank Capacity	1000 gallons (3785.4 liters)	
Fuel Consumption - gal/hr (L/hr)	Standby	Prime
At full load	19.1	72
At 3/4 load	14.8	56
At 1/2 load	10.3	39
At 1/4 load	6	23
DEF Tank Capacity	2 x 30.08 gallons (113.6 liters)	

** Use ultra-low sulfur diesel fuel.

Cooling System

Fan Load	8.5 hp (6.3 kW)
Coolant Capacity (with radiator)	14.0 gallons (53.0 liters)
Coolant Flow Rate (per minute)	55.0 gallons (208.2 liters)
Heat Rejection to Jacket Coolant (per minute)	9,086 Btu (9.58 MJ)
Maximum Coolant Friction Head External to Engine	7.2 psi (49.2 kPa)
Maximum Coolant Static Head	60 feet (18.3 meters)
Ambient Temperature Rating	104°F (40°C)

Air

Maximum Air Cleaner Restriction	15 in. H ₂ O (4 kPa)
Alternator Cooling Air	910 cfm (25.7 m ³ /min)
Radiator Cooling Air	16,125 cfm (156.6 m ³ /min)

Exhaust System

Gas Flow (full load)	1,387 cfm (39.3 m ³ /min)
Gas Temperature	716 °F (380 °C)
Maximum Back Pressure at Turbo Outlet	164.6 in. H ₂ O (41kPa)

Lubrication System

Type	Full Pressure
Oil Filter	Spin-on, Full Flow
Oil Pressure at Rated Speed	40 – 60 psi (275.8 – 413.7 kPa)
Oil Capacity	5 Gallons (18.9 liters)

Engine Electrical System

Battery Charging Alternator Ground Type	Negative
Volts	24 VDC
Battery Charging Alternator	70 A
Starter Motor Rated Voltage	24 VDC
Battery	4 x Group-27

Amperage

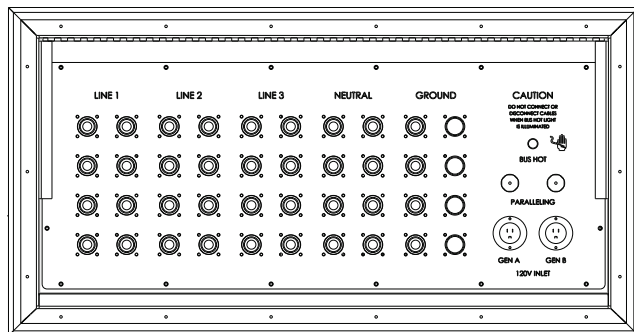
Rated Voltage	Maximum Amps
3Ø 208 Volt	867 Amps
3Ø 480 Volt	376 Amps
Main Line Circuit Breaker Rating	1000 Amps

* CG250DUAL is equipped with 2 generators. Specification tables are for each generator.

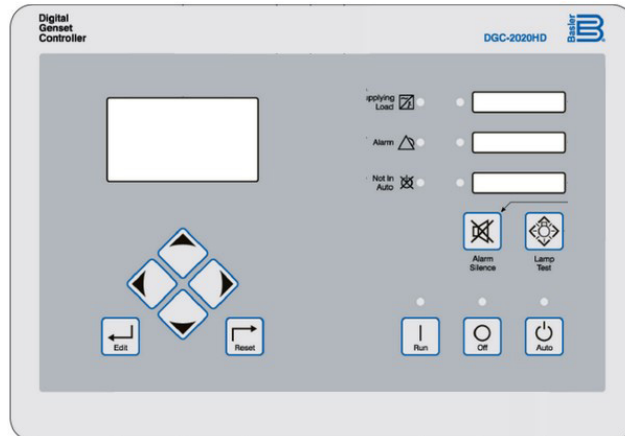


CG250DUAL

MQ POWER Containerized Diesel Generator



8-Set Camlok Panel



Basler DGC2020HD Digital Genset

DIGITAL CONTROLLER FEATURES

- Microprocessor-based paralleling controller with easy-to-use integrated programmable logic and load sharing capabilities
- Local and Remote Generator Control
- Automatic and Manual Starting and Stopping
- Load Sharing of kW and kvars Over Ethernet
- ECU Communications via SAE J1939
- 16 Programmable Contact Inputs, 12 Programmable Contact Outputs
- Programmable Logic
- Automatic Transfer Switch Control Integrated RS485
- Auto Synchronizing
- Color Touch Screen

MONITORING

- Engine RPM
- Engine run time
- Generator voltage
- Generator current
- Generator frequency
- Oil pressure
- Battery voltage
- Fuel level
- DEF level
- Running Hour Meter
- Coolant temperature
- Generator under/over voltage alarm/shutdown
- Generator under/over frequency alarm/shutdown
- Over Current alarm/shutdown
- Warm up and cooling functions
- Maintenance timer

WARRANTY*

Cummins Engine

12 months from date of purchase with unlimited hours.

Generator

24 months from date of purchase or 2000 hours (whichever occurs first).

Trailer

12 months excluding normal wear items.

**Refer to the express written, one-year limited warranty sheet for additional information.*

NOTICE

Specifications are subject to change without notice.



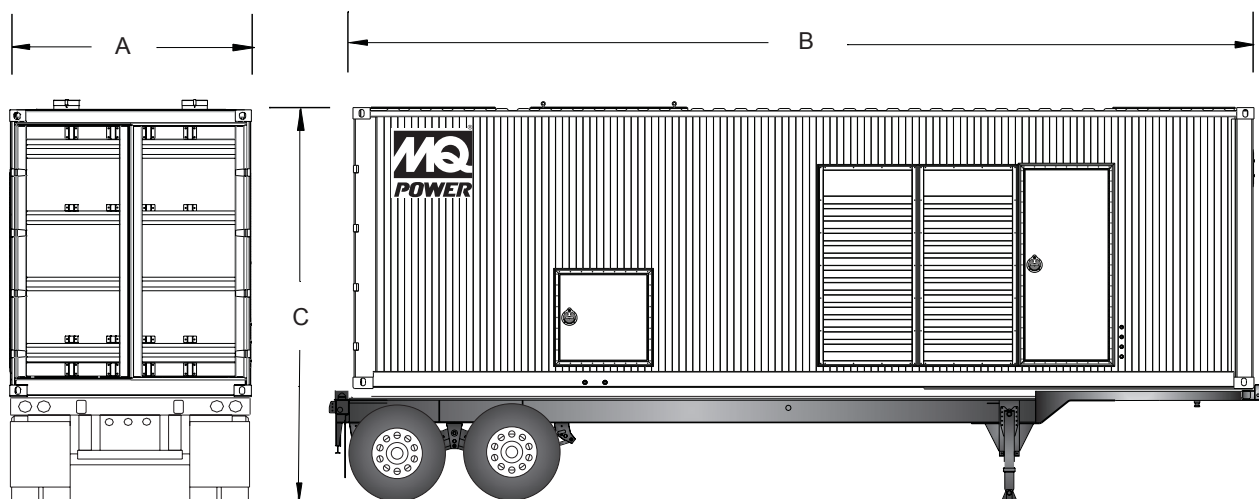
CG250DUAL

MQ POWER Containerized Diesel Generator

OPTIONAL FEATURES AND ACCESSORIES

- Entrance Ladder (6-Step, Aluminum Construction)
- Custom Paint Colors (Artic White is Standard)
- New 30-ft Container Chassis w/Upgrade wheel/Tire Package
- Chassis Air Ride Suspension Upgrade

DIMENSIONS



Weight and Dimensions

A	B	C
96 in. (2,438 mm)	360 in. (9,144 mm)	163 in. (4,140 mm)
Weight (Wet)*		TBA lbs (TBA kg)
Weight (Wet with Trailer)*		TBA lbs (TBA kg)

* - Weight is approximate. Wet weight does not include fuel.

Your Multiquip dealer is:

