



DCA150SSJU4F

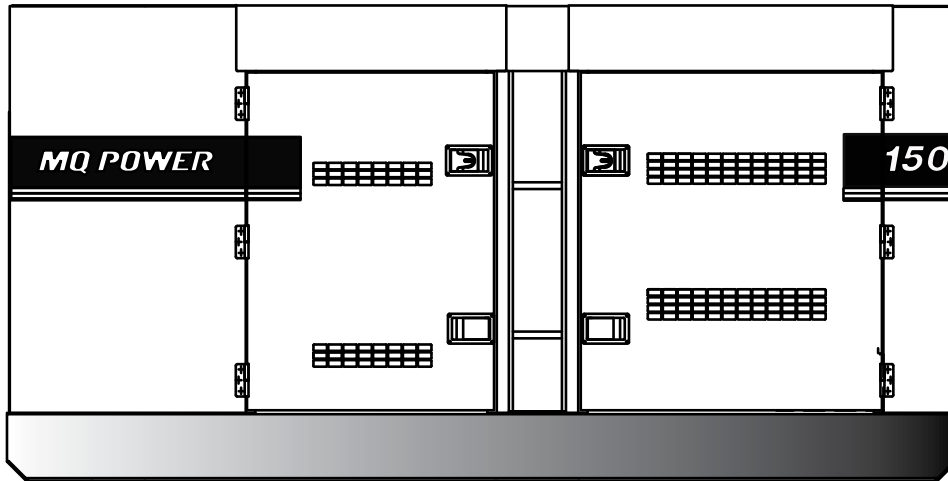
MQ POWER Whisperwatt™ Series

WhisperWatt™ 150

Prime Rating — 120 kW (150 kVA)

Standby Rating — 132 kW (165 kVA)

3-Phase, 60 Hertz, 0.8 PF



STANDARD FEATURES

- Heavy duty, 4-cycle, electronic direct injection, turbocharged, charged air cooler, variable-speed fan, diesel engine provides maximum reliability.
- Brushless alternator reduces service and maintenance requirements and meets temperature rise standards for Class F insulation systems.
 - Open delta alternator design provides virtually unlimited excitation for maximum motor starting capability.
 - Automatic voltage regulator (AVR) provides precise regulation.
- Electronic governor system maintains frequency to $\pm 0.25\%$.
- Full load acceptance of standby nameplate rating in one step (NFPA 110, para 5-13.2.6).
- Sound attenuated, weather resistant, steel housing provides operation at 66 dB(A) at 23 feet. Fully lockable enclosure allows safe unattended operation.
- Internal fuel tank with direct reading fuel gauges are standard.
- E-coat and powder coat paint provides durability and weather protection.
- Digital engine gauges including oil pressure, water temperature, battery volts, engine speed, and fuel level.
- Analog generator instrumentation including AC ammeter, AC voltmeter, frequency meter, ammeter phase selector switch, voltmeter phase selector switch, and voltage regulator adjustment potentiometer.
- ECU835 microprocessor-based digital generator controller.
 - Remote 2-wire start/stop control.
 - Operational temperature range of -40° to 85° C.
 - High visibility LCD display with heated screen and alphanumeric readout.
 - Modbus interface for gauge panel and expansion options.
- Automatic safety shutdown system monitors the water temperature, engine oil pressure, low coolant, low DEF, overspeed, and overcrank. Warning lights indicate abnormal conditions.
- Fully covered power panel. Three-phase terminals and single phase receptacles allow fast and convenient hookup for most applications including temporary power boxes, tools and lighting equipment. All are NEMA standard.
- Voltage selector switch offers the operator a wide range of voltages that are manually selectable. Fine tuning of the output voltage can be accomplished by adjusting the voltage regulator control knob to obtain the desired voltage.
- Fuel/water separator. Removes condensation from fuel for extended engine life. Panel mounted alarm light included.
- EPA emissions certified - Tier 4 Final emissions compliant.
 - Engine fitted with DOC, DPF and SCR.



DCA150SSJU4F

MQ POWER Whisperwatt™ Series

SPECIFICATIONS

Generator Specifications		
Design	Revolving field, self-ventilated Drip-proof, single bearing	
Armature Connection	Star with Neutral	Zig Zag
Phase	3	Single
Standby Output	132 KW (165 KVA)	95 KW
Prime Output	120 KW (150 KVA)	87 KW
3Ø Voltage (L-L/L-N) Voltage Selector Switch at 3Ø 240/139	208Y/120, 220Y/127, 240Y/139	N/A
3Ø Voltage (L-L/L-N) Voltage Selector Switch at 3Ø 480/277	416Y/240, 440Y/254, 480Y/277	N/A
1Ø Voltage (L-L/L-N) (Voltage Selector Switch at 1Ø 240/120)	N/A	240/120
Power Factor	0.8	1.0
Voltage Regulation (No load to full load)	±0.5%	
Generator RPM	1800	
Frequency	60 Hz	
No. of Poles	4	
Excitation	Brushless with AVR	
Frequency Regulation: No Load to Full Load	Isochronous under varying loads from no load to 100% rated load	
Frequency Regulation: Steady State	±0.25% of mean value for constant loads from no load to full load.	
Insulation	Class F	
Sound Level dB(A) Full load at 23 feet	66	

Engine Specifications	
Make / Model	John Deere / 6068HFG08
Emissions	EPA Tier 4 Final Certified
Starting System	Electric
Design	4-cycle, water cooled, electronic direct injection, turbocharged, charged air cooled, EGR, DOC, DPF and SCR.
Displacement	415 in ³ (6.8 liters)
No. cylinders	6
Bore x Stroke	4.17 x 4.99 in. (106 x 127 mm)
Gross Engine Power Output	240hp (180 kW)
BMEP	233 psi (1604 kPa)
Piston Speed	1500 ft/min (7.62 m/s)
Compression Ratio	17.2 : 1
Engine Speed	1800 rpm
Overspeed Limit	2070 rpm
Oil Capacity	8.18 gallons (31 liters)
Battery	12V 150Ah x 1

Fuel System		
Recommended Fuel	ASTM-D975-No.1 & No.2-D*	
Maximum Fuel Flow (per hour)	39.3 gallons (149 liters)	
Maximum Inlet Restriction (Hg)	8.9 in (225 mm)	
Fuel Tank Capacity	69 gallons (260 liters)	
Fuel Consumption	gph	lph
At full load	8.4	31.9
At 3/4 load	6.5	24.7
At 1/2 load	4.9	18.4
At 1/4 load	3.2	12.1
DEF Tank Capacity	14.5 gallons (55 liters)	

* - Use ultra-low sulfur diesel fuel.

Cooling System	
Fan Load	14.5 hp (10.8 kW)
Coolant Capacity (with radiator)	10.3 gallons (39 liters)
Coolant Flow Rate (per minute)	111 gallons (420 liters)
Heat Rejection to Coolant (per minute)	6318 Btu (6.66 MJ)
Ambient Temperature Rating	104°F (40°C)

Air	
Combustion Air	403 cfm (11.4 m ³ /min)
Maximum Air Cleaner Restriction	25 in. H ₂ O (6.25 kPa)
Alternator Cooling Air	1352 cfm (38.3 m ³ /min)
Radiator Cooling Air	7050 cfm (200 m ³ /min)

Exhaust System	
Gas Flow (full load)	805 cfm (22.8 m ³ /min)
Gas Temperature	729°F (387°C)
Maximum Back Pressure	66 in. H ₂ O (16.6 kPa)

Amperage	
Rated Voltage	Maximum Amps
1Ø 120 Volt	333.3 Amps (4 wire) 361 Amps x 2 (Zigzag)
1Ø 240 Volt	166.7 Amps (4 wire) 361 Amps (Zigzag)
3Ø 240 Volt	361 Amps
3Ø 480 Volt	180 Amps
Main Line Circuit Breaker Rating	400 Amps
Over Current Relay Trip Set Point 480V Mode Only	180 Amps

WARRANTY*

John Deere Engine

12 months from date of purchase with unlimited hours or 24 months and prior to the accumulation of 2000 hours (whichever comes first).

Generator

24 months from date of purchase or 2000 hours (whichever occurs first).

Trailer

12 months excluding normal wear items.

*Refer to the express written, one-year limited warranty sheet for additional information.

NOTICE

Specifications sheet is subject to change and is not intended for use in installation design.



DCA150SSJU4F

MQ POWER Whisperwatt™ Series

MQ POWER DECIBEL LEVELS

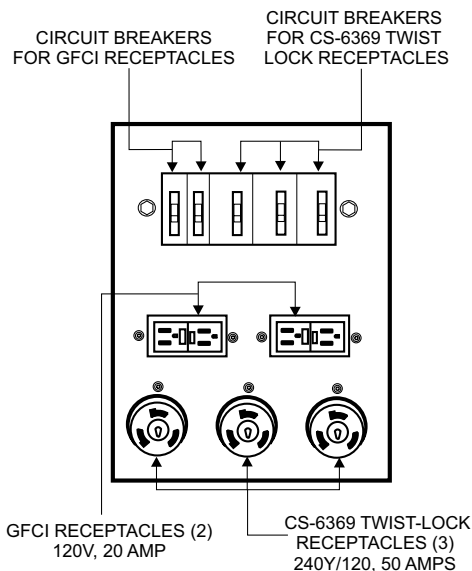
Our soundproof housing allows substantially lower operating noise levels than competitive designs. WhisperWatts are at home on construction sites, in residential neighborhoods, and at hospitals — just about anywhere.

- 90 — Subway / truck traffic
- 80 — Average city traffic
- 70 — Inside car at 60 mph
- 60 — Air conditioner at 20 feet
- 50 — Normal conversation

WhisperWatt at 23 feet



GENERATOR OUTPUT PANEL



OPTIONAL GENERATOR FEATURES

- **Parallel Controls** — provides the ability to connect multiple generators together into a single power generation system.
- **PowerBalance™** — designed to assist generators when operating under low temperature and/or low load conditions to insure peak performance.
- **Battery charger** — provides fully automatic and self-adjusting charging to the generator's battery system.
- **Jacket water heater** — for easy starting in cold weather climates below 0° (1000 watts).
- **Heavy-Duty batteries** — long life batteries provide extra engine cranking power.
- **Spring Isolators** — provides extra vibration protection for standby applications.
- **Trailer mounted package** — highway legal trailer with electronic or surge brakes on all axles. Extra capacity fuel tanks are also available.

OPTIONAL CONTROL FEATURES

- **Emergency stop switch** — when manually activated, shuts down generator in the event of an emergency.
- **Audible alarm** alerts operator of abnormal conditions.

OPTIONAL FUEL CELL FEATURES

- **Trailer Fuel Tank** — a second fuel cell located in the trailer allows for extended run time.
- **Sub-base fuel cells (double wall)** — additional fuel cell for extended runtime operation. Contains a leak sensor, low fuel level switch, and a secondary containment tank. UL142 listed.
- 12 hours of minimum run time.
- 24 hours of minimum run time.

OPTIONAL OUTPUT CONNECTIONS

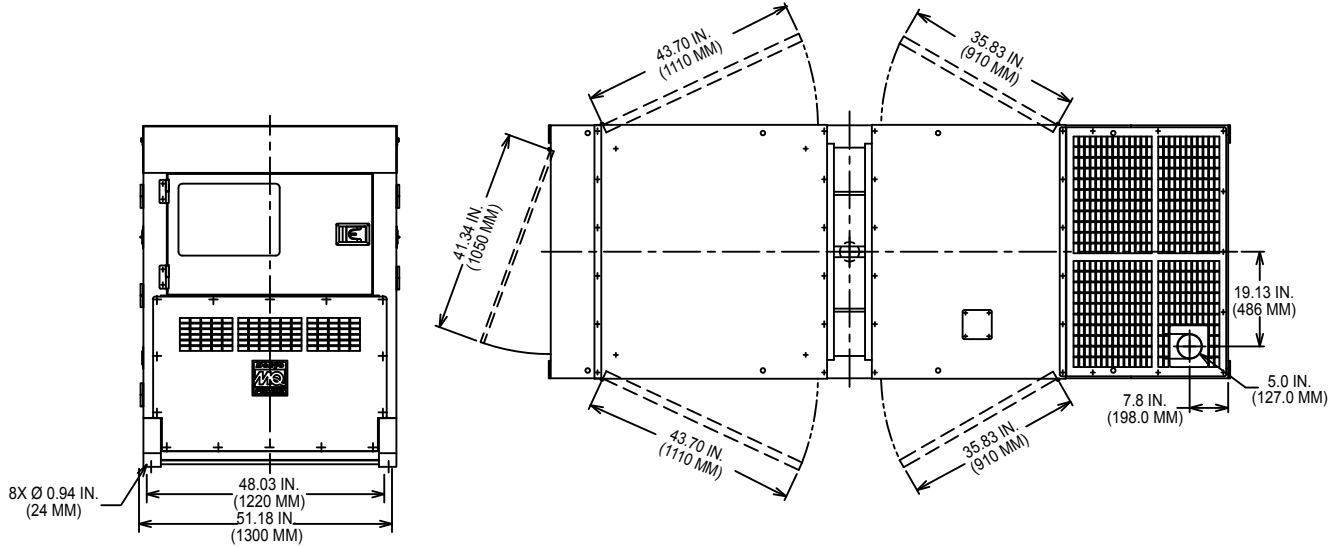
- **Cam-Loks** — provides quick disconnect alternative to bolt-on connectors.
- **Pin and Sleeve Connectors** — provides industry standard connectors for all voltage requirements.
- **Output Cable** — available in any custom length and size configuration.



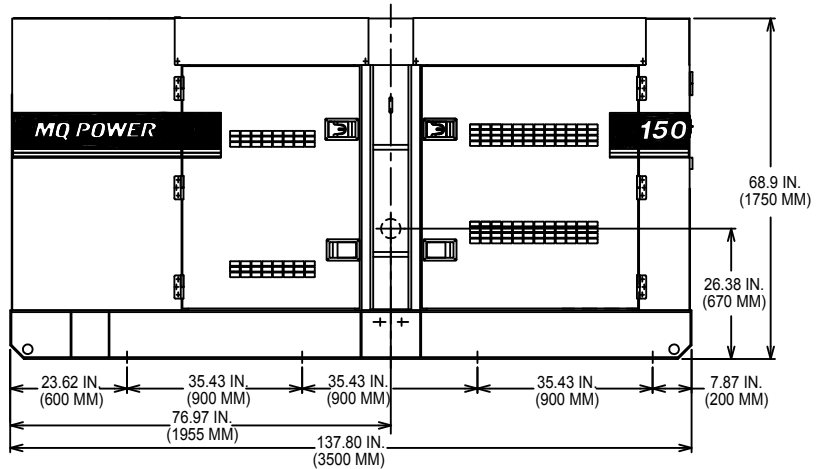
DCA150SSJU4F

MQ POWER Whisperwatt™ Series

DIMENSIONS



Weight	
Dry Weight	6,615 lbs. (3,000 kg)
Wet Weight	7,497 lbs. (3,400 kg)
Max. Lifting Point Capacity	14,050 lbs. (6,373 kg)



NOTICE
 Features and Specifications are subject to change without notice.

Generator can be placed on MQ Trailer Model TRLR180XF.

Manufactured by Denyo Co.

Your Multiquip dealer is:

