

DCA-15SPX3 — SPECIFICATIONS

Table 5. Specifications

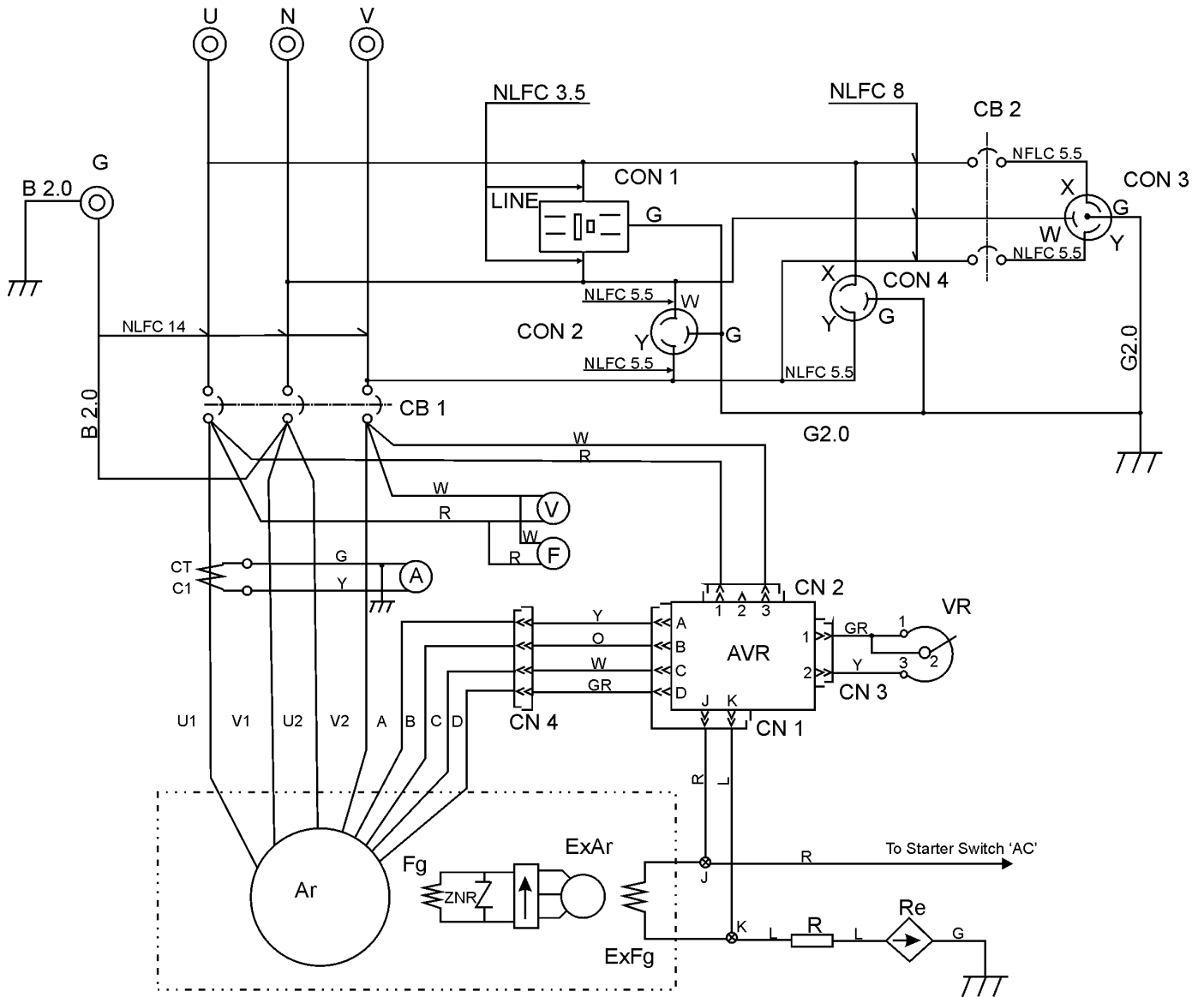
Generator Specifications

Model	DCA15SPX3
Type	Rotating-Field, Protection Type, Synchronous
Excitation	Brushless Type (With A.V.R)
Phase	Single Phase
Frequency	60 Hz
Wires	3-Wires (Neutral Grounded)
Max. Rated Output	16.5 kW
Continuous Rated Output	15 kW
Single Phase Output Voltage	120/240 Volts
Frequency	60 Hz
Power Factor	100%
Speed	1800 rpm

Engine Specifications

Model	KUBOTA V2203
Type	Vertical, 4-Cycle
No. of Cylinders	4
Displacement	134.08 cu. in. (2.197 liters)
Bore X Stroke	3.43 in. X 3.64 in. (87 mm X 92.4 mm)
Cooling System	Water-Cooled
Starting System	Electric Start
Cooling Water Capacity	1.94 gal (7.4L)
Lube Oil Capacity	16.2 pints (7.6 L)
Battery	12V-70Ah
Fuel	Diesel Fuel Oil No. 2-D
Fuel Consumption	1.37 gal/hr. (5.18 L/hr) At full load 1.08 gal/hr. (4.08 L/hr.) At 3/4 load 0.83 gal/hr. (3.14L/hr.) At 1/2 load 0.62 gal/hr. (2.34 L/hr.) At 1/4 load
Sound At Full Load	62 dbA (distance = 23 feet)

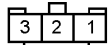
DCA-15SPX3 —GENERATOR WIRING DIAGRAM



Connector
(View at Wiring Side)



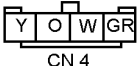
CN 1



CN 2



CN 3



CN 4

WIRING COLOR CODE			
SYMBOL	COLOR	SYMBOL	COLOR
B	Black	R	Red
L	Blue	W	White
BR	Brown	Y	Yellow
G	Green	LB	Light Blue
GR	Grey	LG	Light Green
V	Violet	O	Orange
P	Pink		

J	K	AC	50	19	30
---	---	----	----	----	----

Combination Terminal

SYMBOL	PARTS NAME
Ar	Armature Coil
Fg	Field Coil
ExAr	Armature Exciter
ExFg	Field Exciter
Re	Rectifier
R	Resistor
Y	AC Voltmeter
A	AC Ammeter
F	Frequency Meter
CT	Current Transformer, Ammeter
CB1,2	Circuit Breaker
CON1,2,3,4	Output Receptacle
AVR	Automatic Voltage Regulator
VR	Voltage Regulator
⊙ U,V,W,O	Output Terminal
⊗ J,K	Combination Terminal
⊙ G	Ground Terminal

DCA-15SPX3 —ENGINE WIRING DIAGRAM

