



DCA180SSJU4F3

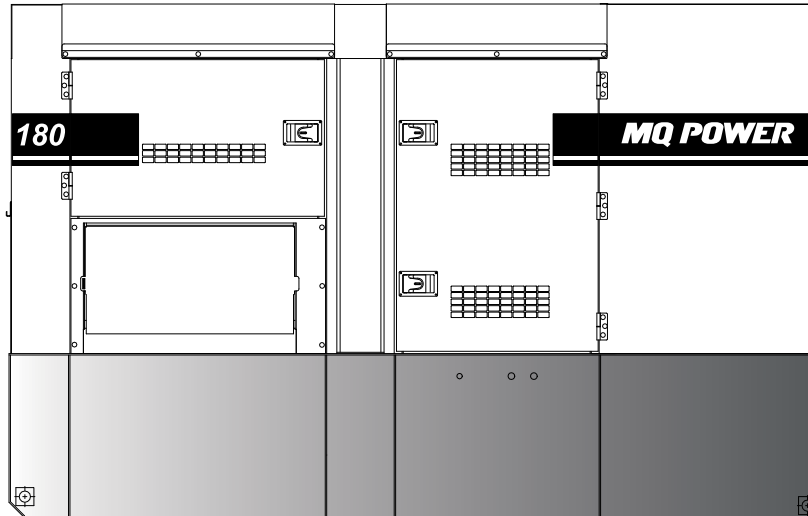
Generator

WhisperWatt™

Prime Rating — 144 kW (180 kVA)

Standby Rating — 158 kW (198 kVA)

3-Phase, 50/60 Hertz, 0.8 PF



STANDARD FEATURES

- Heavy duty, 4-cycle, electronic direct injection, turbocharged, charged air cooler, variable speed fan, 1000W block heater, diesel engine provides maximum reliability.
- EPA emissions certified — Tier 4 Final emissions compliant.
- Microprocessor engine control system maintains frequency to $\pm 0.25\%$.
- Full load acceptance of standby nameplate rating in a single step.
- Fuel/water separator removes condensation from fuel for extended engine life. Panel mounted alarm light included.
- Sound attenuated, weather resistant, steel housing provides operation at 70 dB(A) at 23 feet. Fully lockable enclosure allows safe unattended operation.
- E-coat and powder coat paint provides durability and weather protection.
- UN31A internal fuel tank with direct reading fuel gauges are standard.
- Spill Containment — Bunded design protects environment by capturing up to 110% of engine fluids.
- Brushless alternator reduces service and maintenance requirements and meets temperature rise standards for Class F insulation systems.
 - Open delta alternator design provides virtually unlimited excitation for maximum motor starting capability.
 - Automatic voltage regulator (AVR) provides precise regulation.
- Fully covered power panel. Three-phase terminals and single phase receptacles allow fast and convenient hookup for most applications including temporary power boxes, tools and lighting equipment. All are NEMA standard.
- ECU845 microprocessor-based digital generator controller.
 - Remote 2-wire start/stop control.
 - High visibility LCD display with heated screen and alphanumeric readout.
 - Operational temperature range of -40° to 85° C.
 - AC monitoring along with fuel and DEF level indicators.
- Digital engine gauges including oil pressure, water temperature, battery volts, engine speed, engine load, fuel level and DEF level.
- Analog generator instrumentation including AC ammeter, AC voltmeter, frequency meter, ammeter phase selector switch, voltmeter phase selector switch, and voltage regulator adjustment potentiometer.
- Dual frequency capability allows for operation at 50 Hz or 60 Hz.
- Automatic safety shutdown system monitors the water temperature, engine oil pressure, low coolant, low DEF, overspeed, and overcrank. Warning lights indicate abnormal conditions.
- Emergency stop switch — when manually activated, shuts down generator in the event of an emergency.



DCA180SSJU4F3

Generator

SPECIFICATIONS

Generator Specifications

Design	Revolving field, self-ventilated Drip-proof, single bearing
Armature Connection	Star with Neutral
Phase	3
Standby Output	158 KW (198 KVA)
Prime Output	144 KW (180 KVA)
3Ø Voltage (L-L/L-N) Voltage Change-Over Bus Bars at 3Ø 240/139	208Y/120, 220Y/127, 240Y/139
3Ø Voltage (L-L/L-N) Voltage Change-Over Bus Bars at 3Ø 480/277	416Y/240, 440Y/254, 480Y/277
1Ø Voltage (L-L/L-N) Voltage Change-Over Bus Bars at 1Ø 240/120)	N/A
Power Factor	0.8
Voltage Regulation (No load to full load)	±0.5%
Generator RPM	1800
Frequency	50/60 Hz
Winding Pitch	2/3
No. of Poles	4
Excitation	Brushless with AVR
Frequency Regulation: No Load to Full Load	Isochronous under varying loads from no load to 100% rated load
Frequency Regulation: Steady State	±0.25% of mean value for constant loads from no load to full load.
Insulation	Class F
Sound Level dB(A) Full load at 23 feet	70

Engine Specifications

Make / Model	John Deere / 6068HFG05
Emissions	EPA Tier 4 Final Certified
Starting System	Electric
Design	4-cycle, water cooled, direct injection, turbocharged, charged air cooled, EGR, DOC, and SCR.
Displacement	414.96 in ³ (6.8 liters)
No. cylinders	6
Bore x Stroke	4.17 x 5.0 in. (106 x 127 mm)
Gross Engine Power Output	257 hp (192 kW)
BMEP	252 psi (1736 kPa)
Piston Speed	1500 ft/min (7.62 m/s)
Compression Ratio	17.2 : 1
Engine Speed	1800 rpm
Overspeed Limit	2070 rpm
Oil Capacity	8.58 gallons (32.5 liters)
Battery	12V 150Ah x 1

Fuel System

Recommended Fuel	ASTM-D975-No.1 & No.2-D*	
Maximum Fuel Flow (per hour)	27.7 gallons (105 liters)	
Maximum Inlet Restriction (Hg)	8.9 in (225 mm)	
Fuel Tank Capacity	319 gallons (1210 liters)	
Fuel Consumption	gph	lph
At full load	10.1	38.3
At 3/4 load	7.8	29.4
At 1/2 load	5.8	21.8
At 1/4 load	4.0	15.2
DEF Tank Capacity	29.8 gallons (112.9 liters)	

* - Use ultra-low sulfur diesel fuel.

Cooling System

Fan Load	7.8 hp (5.8 kW)
Coolant Capacity (with radiator)	12.9 gallons (48.7 liters)
Coolant Flow Rate (per minute)	111 gallons (420 liters)
Heat Rejection to Coolant (per minute)	7,229 Btu (7.63 MJ)
Maximum Coolant Friction Head	7.3 psi (50 kPa)
Maximum Coolant Static Head	78.6 ft. (24.0 m)
Ambient Temperature Rating	104°F (40°C)

Air

Combustion Air	466 cfm (13.2 m ³ /min)
Maximum Air Cleaner Restriction	25 in. H ₂ O (6.25 kPa)
Alternator Cooling Air	1459 cfm (41.3 m ³ /min)
Radiator Cooling Air	9,400 cfm (266.2 m ³ /min)

Exhaust System

Gas Flow (full load)	961 cfm (27.2 m ³ /min)
Gas Temperature	756°F (402°C)
Maximum Back Pressure	51 in. H ₂ O (12.8 kPa)

Amperage

Rated Voltage	Maximum Amps
1Ø 120 Volt	400 Amps (4 wire)
1Ø 240 Volt	200 Amps (4 wire)
3Ø 208 Volt	433 Amps
3Ø 240 Volt	433 Amps
3Ø 480 Volt	216 Amps
Main Line Circuit Breaker Rating	500 Amps
Over Current Relay Trip Set Point 480V Mode Only	216 Amps

WARRANTY*

John Deere Engine

12 months from date of purchase with unlimited hours or 24 months and prior to the accumulation of 2000 hours (whichever occurs first).

Generator

24 months from date of purchase or 2000 hours (whichever occurs first).

Trailer

12 months excluding normal wear items.

*Refer to the express written, one-year limited warranty sheet for additional information.

NOTICE

Specifications sheet is subject to change and is not intended for use in installation design.




DCA180SSJU4F3

Generator

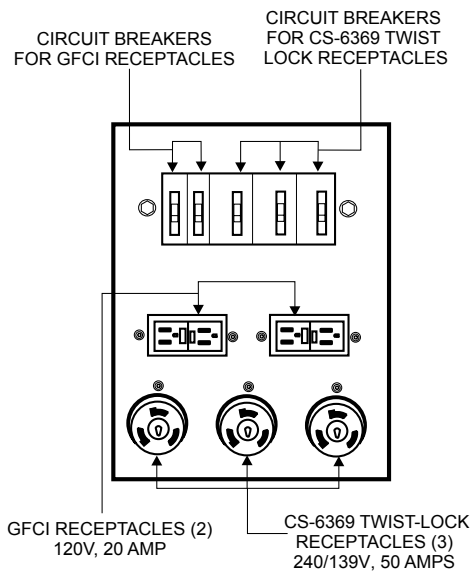
MQ POWER DECIBEL LEVELS

Our soundproof housing allows substantially lower operating noise levels than competitive designs. WhisperWatts are at home on construction sites, in residential neighborhoods, and at hospitals — just about anywhere.

- 90 — Subway / truck traffic
- 80 — Average city traffic
- 70 — **WhisperWatt at 23 feet**
- 60 — Inside car at 60 mph
- 60 — Air conditioner at 20 feet
- 50 — Normal conversation



GENERATOR OUTPUT PANEL



OPTIONAL GENERATOR FEATURES

- **Parallel Controls** — provides the ability to connect multiple generators together into a single power generation system.
- **PowerBalance™** — designed to assist generators when operating under low temperature and/or low load conditions to insure peak performance.
- **BatteryCharger** — provides fully automatic and self-adjusting charging to the generator's battery system.
- **Crankcase Vent Blanket with Heating Element** — insures proper crankcase ventilation in freezing conditions. (Unit comes standard with a non-heated crankcase blanket)
- **Trailer Mounted Package** — meets National Highway Traffic Safety Administration (NHTSA) regulations. Trailer is equipped with electronic or surge brakes on all axles.

OPTIONAL CONTROL FEATURES

- **Audible Alarm** alerts operator of abnormal conditions.

OPTIONAL FUEL CELL FEATURES

- **Sub-base Fuel Cells (double wall)** — additional fuel cell for extended runtime operation. Contains a leak sensor, low fuel level switch, and a secondary containment tank. UL142 listed.
- 12 hours of minimum run time.
- 24 hours of minimum run time.

OPTIONAL OUTPUT CONNECTIONS

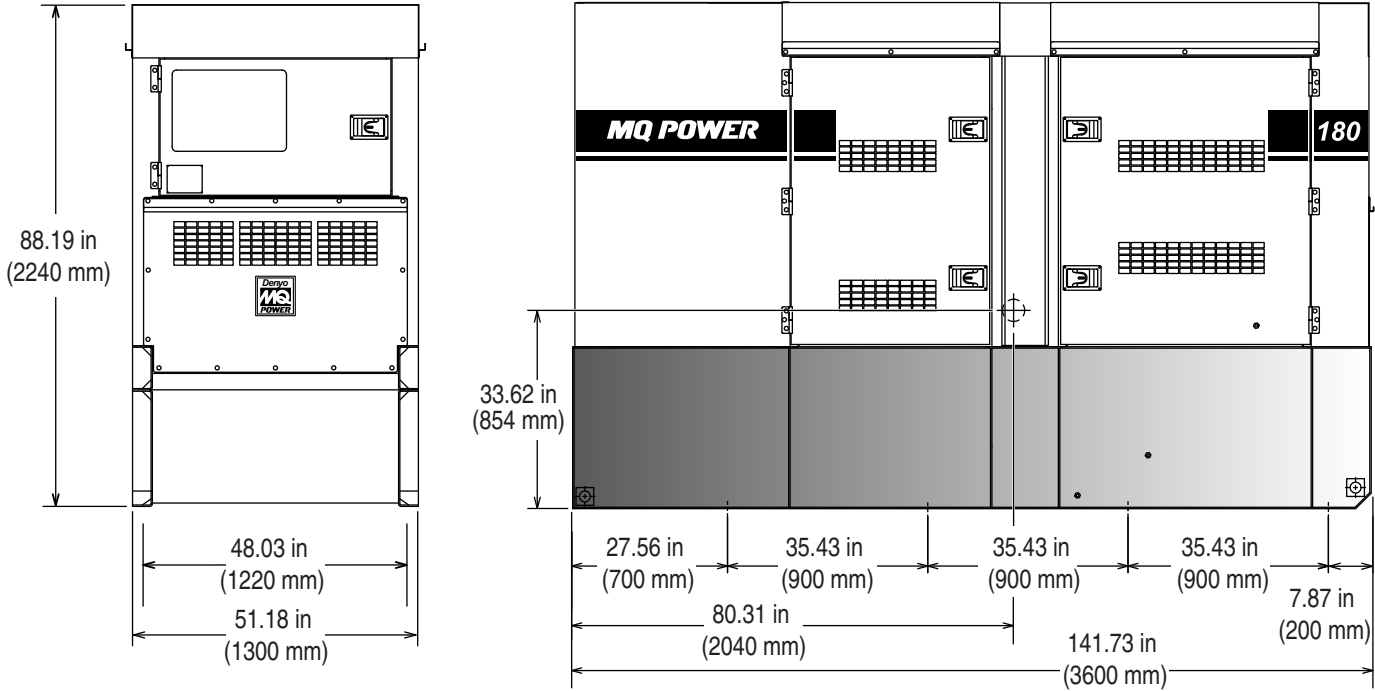
- **Cam-Lok Connectors** — provides quick disconnect alternative to bolt-on connectors.
- **Pin and Sleeve Connectors** — provides industry standard connectors for all voltage requirements.
- **Output Cable** — available in any custom length and size configuration.



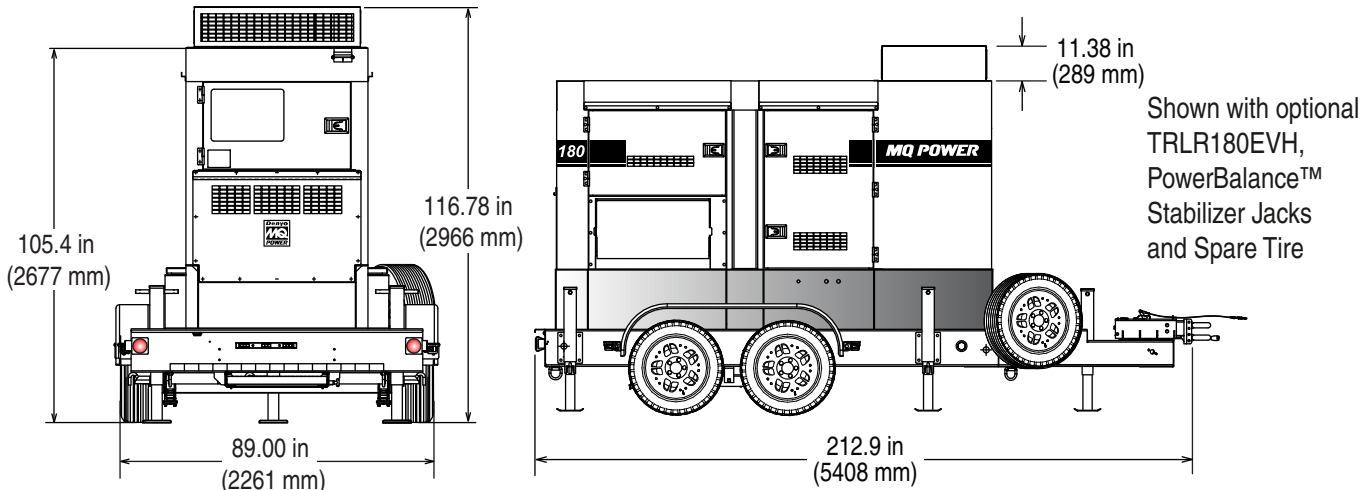
DCA180SSJU4F3

Generator

SKID-MOUNT DIMENSIONS



TRAILER-MOUNT DIMENSIONS



DCA180SSJU4F Weights*

Dry Weight	8,532 lbs. (3,870 kg)
Wet Weight	11,266 lbs. (5,110 kg)
Max. Lifting Point Capacity	16,500 lbs. (7,483 kg)

* Weights do not include options.

DCA180SSJU4F and TRLR180EV Weights*

Dry Weight (with TRLR180EV)	10,737 lbs. (4870 kg)
Wet Weight (with TRLR180EV)	13,471 lbs. (6,110 kg)

Generator can be placed on MQ Trailer Model TRLR180EV (H/E) and TRLR220EV (H/E).

NOTICE

Features and Specifications are subject to change without notice.

© COPYRIGHT 2024 MULTIQUIP INC.
DCA180SSJU4F3 Rev. # 1 (07/16/24)



MULTIQUIP

6141 Katella Avenue Suite 200
Cypress, CA 90630
310-537-3700
E-MAIL: mq@multiquip.com
WEBSITE: www.multiquip.com