



DCA300SSJU4F2

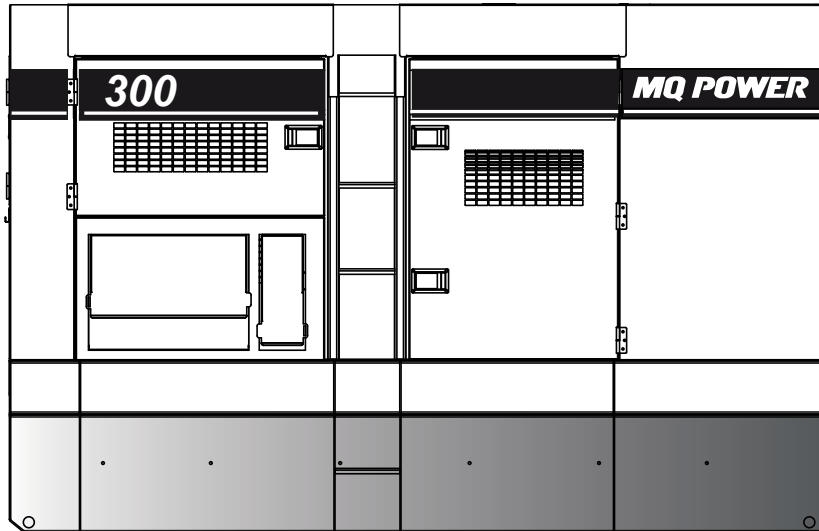
Generator

WhisperWatt™

Prime Rating — 240 kW (300 kVA)

Standby Rating — 264 kW (330 kVA)

3-Phase, 50/60 Hertz, 0.8 PF



STANDARD FEATURES

- Heavy duty, 4-cycle, electronic direct injection, turbocharged, charged air cooler, variable speed fan, 1000W block heater, diesel engine provides maximum reliability.
- EPA emissions certified — Tier 4 Final emissions compliant.
- Microprocessor engine control system maintains frequency to $\pm 0.25\%$.
- Full load acceptance of standby nameplate rating in a single step.
- Fuel/water separator removes condensation from fuel for extended engine life. Panel mounted alarm light included.
- Sound attenuated, weather resistant, steel housing provides operation at 72 dB(A) at 23 feet. Fully lockable enclosure allows safe unattended operation.
- E-coat and powder coat paint provides durability and weather protection.
- UN31A internal fuel tank with direct reading fuel gauges are standard.
- Spill Containment — Bunded design protects environment by capturing up to 123% of engine fluids.
- Brushless alternator reduces service and maintenance requirements and meets temperature rise standards for Class F insulation systems.
 - Open delta alternator design provides virtually unlimited excitation for maximum motor starting capability.
 - Automatic voltage regulator (AVR) provides precise regulation.
- Fully covered power panel. Three-phase terminals and single phase receptacles allow fast and convenient hookup for most applications including temporary power boxes, tools and lighting equipment. All are NEMA standard.
- ECU845 microprocessor-based digital generator controller.
 - Remote 2-wire start/stop control.
 - High visibility LCD display with heated screen and alphanumeric readout.
 - Operational temperature range of -40° to 85° C.
 - AC monitoring along with fuel and DEF level indicators.
- Digital engine gauges including oil pressure, water temperature, battery volts, engine speed, engine load, fuel level and DEF level.
- Analog generator instrumentation including AC ammeter, AC voltmeter, frequency meter, ammeter phase selector switch, voltmeter phase selector switch, and voltage regulator adjustment potentiometer.
- Dual frequency capability allows for operation at 50 Hz or 60 Hz.
- Automatic safety shutdown system monitors the water temperature, engine oil pressure, low coolant, low DEF, overspeed, and overcrank. Warning lights indicate abnormal conditions.
- Emergency stop switch — when manually activated, shuts down generator in the event of an emergency.



DCA300SSJU4F2

Generator

SPECIFICATIONS

Generator Specifications

Design	Revolving field, self-ventilated Drip-proof, single bearing
Armature Connection	Star with Neutral
Phase	3
Standby Output	264 KW (330 KVA)
Prime Output	240 KW (300 KVA)
3Ø Voltage (L-L/L-N) Voltage Change-Over Bus Bars at 3Ø 240/139	208Y/120, 220Y/127, 240Y/139
3Ø Voltage (L-L/L-N) Voltage Change-Over Bus Bars at 3Ø 480/277	416Y/240, 440Y/254, 480Y/277
1Ø Voltage (L-L/L-N) Voltage Change-Over Bus Bars at 1Ø 240/120)	N/A
Power Factor	0.8
Voltage Regulation (No load to full load)	±0.5%
Generator RPM	1800
Frequency	50/60 Hz
Winding Pitch	5/6
No. of Poles	4
Excitation	Brushless with AVR
Frequency Regulation: No Load to Full Load	Isochronous under varying loads from no load to 100% rated load
Frequency Regulation: Steady State	±0.25% of mean value for constant loads from no load to full load.
Insulation	Class F
Sound Level dB(A) Full load at 23 feet	72

Engine Specifications

Make / Model	John Deere / 6090HFG06
Emissions	EPA Tier 4 Final Certified
Starting System	Electric
Design	4-cycle, water cooled, direct injection, turbocharged, charged air cooled, EGR, DOC, and SCR.
Displacement	549.2 in ³ (9.0 liters)
No. cylinders	6
Bore x Stroke	4.64 x 5.34 in. (118.4 x 136 mm)
Gross Engine Power Output	437 hp (326 kW)
BMEP	320 psi (2212 kPa)
Piston Speed	1606 ft/min (8.16 m/s)
Compression Ratio	16.0 : 1
Engine Speed	1800 rpm
Overspeed Limit	2070 rpm
Oil Capacity	9.3 gallons (35 liters)
Battery	12V 430Ah x 1

Fuel System

Recommended Fuel	ASTM-D975-No.1 & No.2-D*	
Maximum Fuel Flow (per hour)	43 gallons (163.1 liters)	
Maximum Inlet Restriction (Hg)	5.9 in (150 mm)	
Fuel Tank Capacity	430.6 gallons (1630 liters)	
Fuel Consumption	gph	lph
At full load	16.7	63.2
At 3/4 load	12.5	47.4
At 1/2 load	8.9	33.8
At 1/4 load	5.8	21.9
DEF Tank Capacity	29.7 gallons (112.4 liters)	

* - Use ultra-low sulfur diesel fuel.

Cooling System

Fan Load	26.8 hp (20 kW)
Coolant Capacity (with radiator)	17.7 gallons (67 liters)
Coolant Flow Rate (per minute)	102 gallons (385 liters)
Heat Rejection to Coolant (per minute)	10,473 Btu (11.05 MJ)
Maximum Coolant Friction Head	8.7 psi (60 kPa)
Maximum Coolant Static Head	78.7 ft. (24.1 m)
Ambient Temperature Rating	104°F (40°C)

Air

Combustion Air	742 cfm (21.0 m ³ /min)
Maximum Air Cleaner Restriction	25 in. H ₂ O (6.25 kPa)
Alternator Cooling Air	2797 cfm (79.0 m ³ /min)
Radiator Cooling Air	11,800 cfm (334.1 m ³ /min)

Exhaust System

Gas Flow (full load)	1,448 cfm (41.0 m ³ /min)
Gas Temperature	831°F (444°C)
Maximum Back Pressure	116 in. H ₂ O (29 kPa)

Amperage

Rated Voltage	Maximum Amps
1Ø 120 Volt	666.7 Amps (4 wire)
1Ø 240 Volt	333.3 Amps (4 wire)
3Ø 208 Volt	722 Amps
3Ø 240 Volt	722 Amps
3Ø 480 Volt	360 Amps
Main Line Circuit Breaker Rating	800 Amps
Over Current Relay Trip Set Point 480V Mode Only	361 Amps

WARRANTY*

John Deere Engine

12 months from date of purchase with unlimited hours or 24 months and prior to the accumulation of 2000 hours (whichever occurs first).

Generator

24 months from date of purchase or 2000 hours (whichever occurs first).

Trailer

12 months excluding normal wear items.

*Refer to the express written, one-year limited warranty sheet for additional information.

NOTICE

Specifications sheet is subject to change and is not intended for use in installation design.



DCA300SSJU4F2

Generator

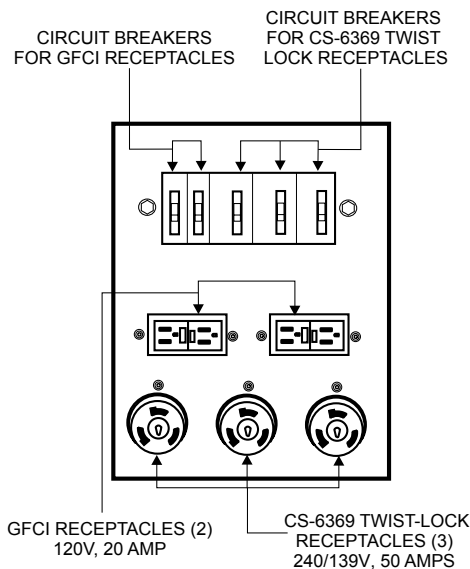
MQ POWER DECIBEL LEVELS

Our soundproof housing allows substantially lower operating noise levels than competitive designs. WhisperWatts are at home on construction sites, in residential neighborhoods, and at hospitals — just about anywhere.

- 90 — Subway / truck traffic
- 80 — Average city traffic
- 72.0 — **WhisperWatt at 23 feet**
- 70 — Inside car at 60 mph
- 60 — Air conditioner at 20 feet
- 50 — Normal conversation



GENERATOR OUTPUT PANEL



OPTIONAL GENERATOR FEATURES

- **Parallel Controls** — provides the ability to connect multiple generators together into a single power generation system.
- **PowerBalance™** — designed to assist generators when operating under low temperature and/or low load conditions to insure peak performance.
- **Battery Charger** — provides fully automatic and self-adjusting charging to the generator's battery system.
- **Crankcase Vent Blanket with Heating Element** — insures proper crankcase ventilation in freezing conditions. (Unit comes standard with a non-heated crankcase blanket)
- **Trailer Mounted Package** — meets National Highway Traffic Safety Administration (NHTSA) regulations. Trailer is equipped with electronic or surge brakes on all axles.

OPTIONAL CONTROL FEATURES

- **Audible Alarm** alerts operator of abnormal conditions.

OPTIONAL FUEL CELL FEATURES

- **Sub-base Fuel Cells (double wall)** — additional fuel cell for extended runtime operation. Contains a leak sensor, low fuel level switch, and a secondary containment tank. UL142 listed.
- 12 hours of minimum run time.
- 24 hours of minimum run time.

OPTIONAL OUTPUT CONNECTIONS

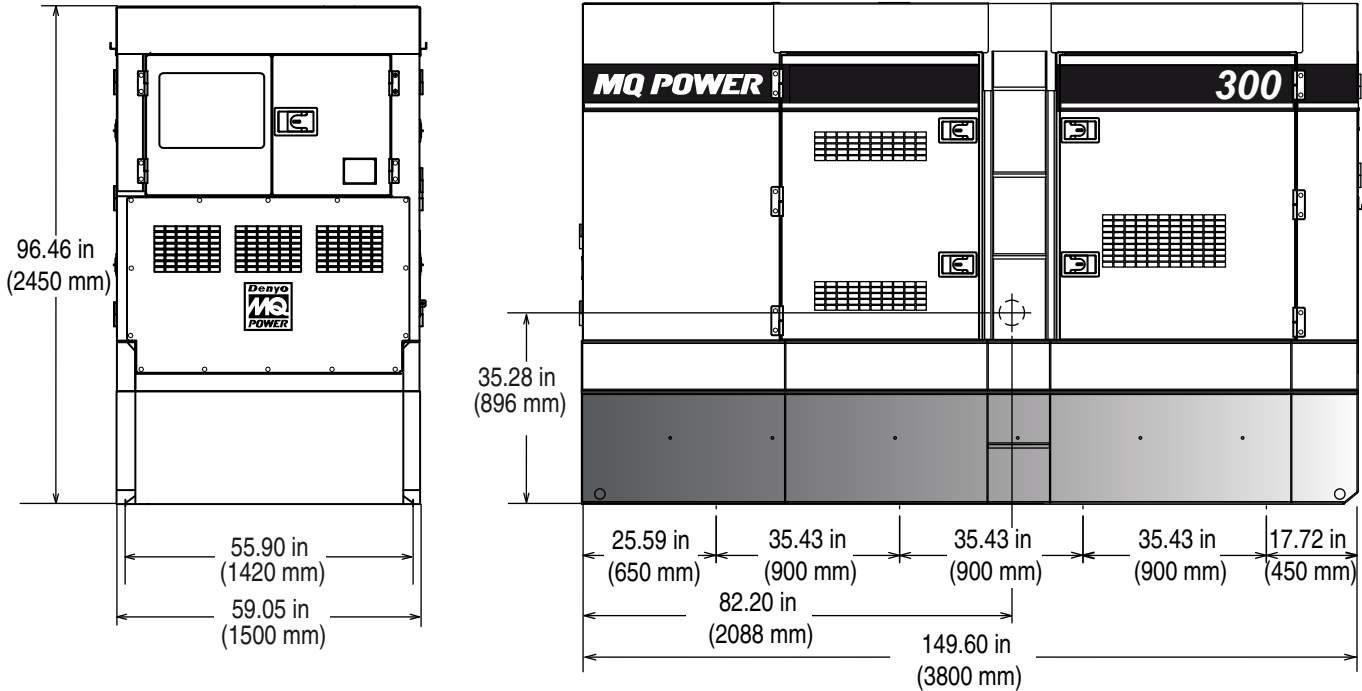
- **Cam-Lok Connectors** — provides quick disconnect alternative to bolt-on connectors.
- **Pin and Sleeve Connectors** — provides industry standard connectors for all voltage requirements.
- **Output Cable** — available in any custom length and size configuration.



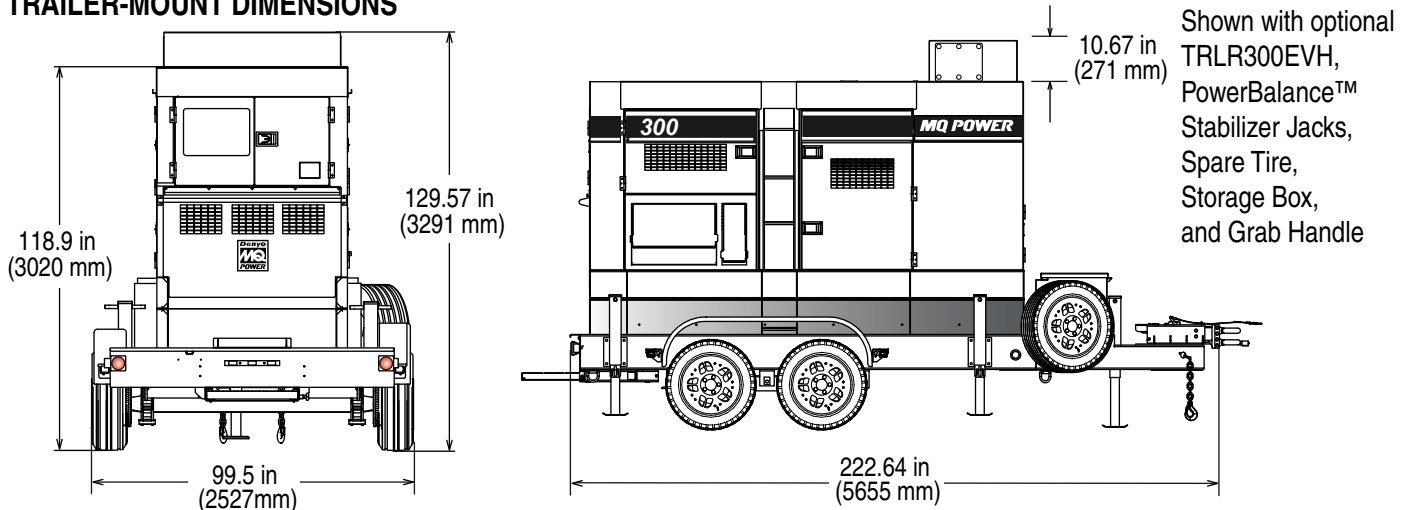
DCA300SSJU4F2

Generator

SKID-MOUNT DIMENSIONS



TRAILER-MOUNT DIMENSIONS



DCA300SSJU4F2 Weights*

Dry Weight	11,220 lbs. (5,090 kg)
Wet Weight	15,010 lbs. (6,810 kg)
Max. Lifting Point Capacity	19,000 lbs. (8,618 kg)

DCA300SSJU4F2 and TRLR300EV Weights*

Dry Weight (with TRLR300EV)	14,140 lbs. (6,414 kg)
Wet Weight (with TRLR300EV)	17,930 lbs. (8,133 kg)

* Weights do not include options.

Generator can be placed on MQ Trailer Model TRLR300EV (H/E).

NOTICE

Features and Specifications are subject to change without notice.



MULTIQUIP
 POST OFFICE BOX 6254
 CARSON, CA 90749
 310-537-3700 • 800-883-2551
 FAX: 310-604-3831
 E-MAIL: sales@multiquip.com
 WEBSITE: www.multiquip.com