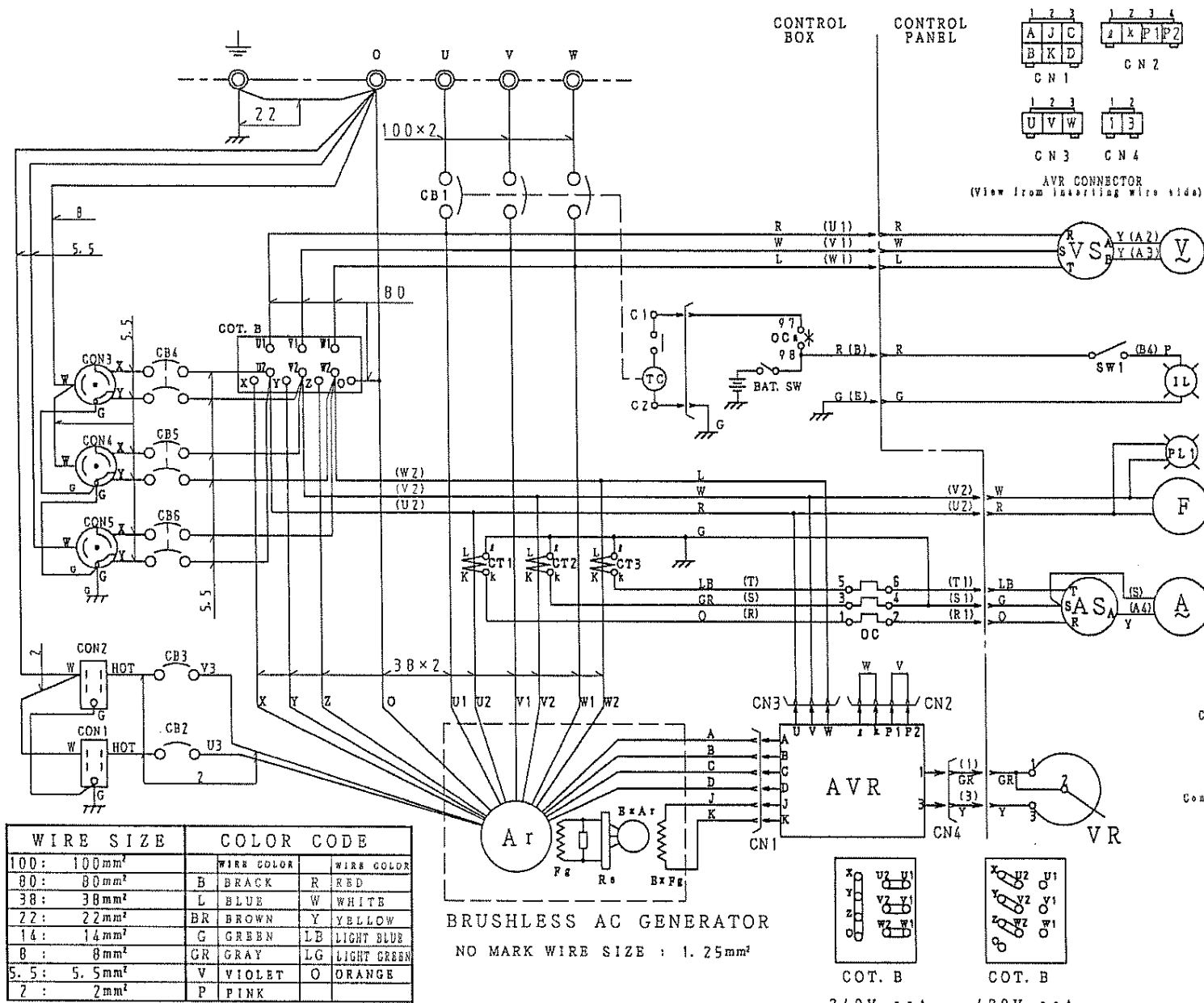
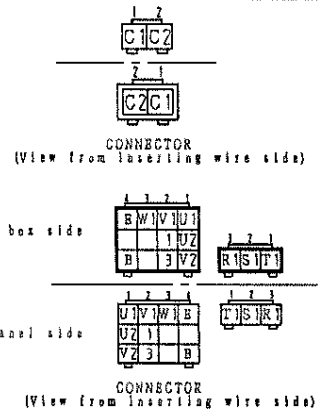


GENERATOR WIRING DIAGRAM

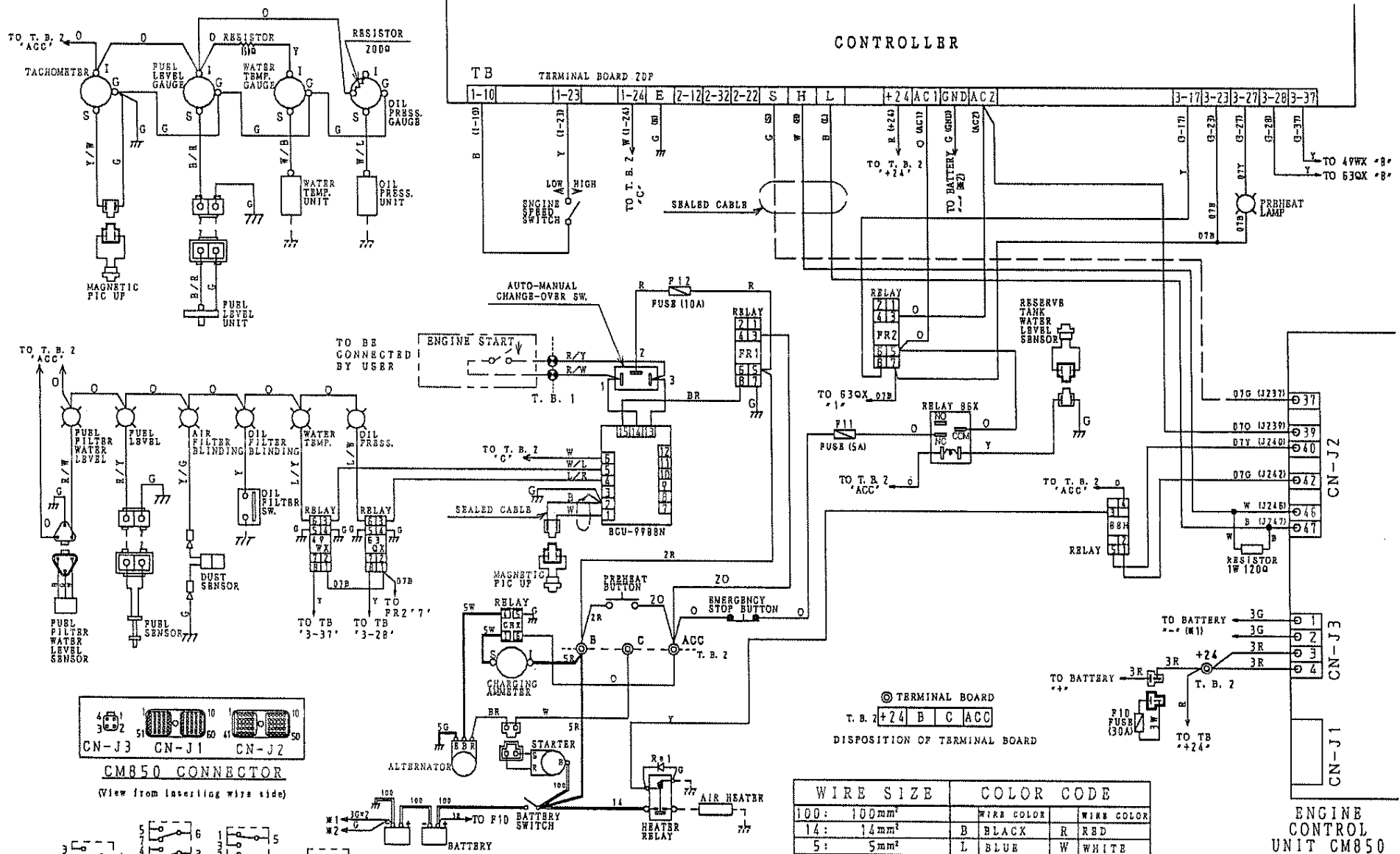


MARK	N A M E
Ar	MAIN GENERATOR ARMATURE WINDING
Fg	MAIN GENERATOR FIELD WINDING
BxAr	EXCITER ARMATURE WINDING
BxPg	EXCITER FIELD WINDING
AVR	AUTOMATIC VOLTAGE REGULATOR
VR	VOLTAGE REGULATING RHROSTAT
Rs	RECTIFIER
CT1-3	CURRENT TRANSFORMER 500/5A
CB1	CIRCUIT BREAKER 800A
OC	OVER CURRENT RELAY
COT. B	VOLTAGE CHANGE-OVER BOARD
AS	AMMETER CHANGE-OVER SWITCH
A	AC. AMMETER 0-500, 1000A
VS	VOLTMETER CHANGE-OVER SWITCH
V	AC. VOLTMETER 0-600V
F	FREQUENCY METER 45-65Hz
PL1	PILOT LAMP
CB2, 3	AUX. CIRCUIT BREAKER 20A
CB4-6	AUX. CIRCUIT BREAKER 50A
CON1, 2	AUX. POWER RECEPTACLE 20A
CON3-5	AUX. POWER RECEPTACLE 50A
1L	PANEL LIGHT
SW1	PANEL LIGHT SWITCH

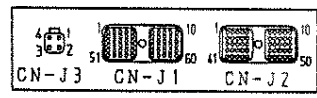
WIRE SIZE	COLOR CODE	WIRE COLOR	WIRE COLOR
100 :	100mm ²		
80 :	80mm ²	B BRACK	R RED
38 :	38mm ²	L BLUE	W WHITE
22 :	22mm ²	BR BROWN	Y YELLOW
14 :	14mm ²	G GREEN	LB LIGHT BLUE
8 :	8mm ²	GR GRAY	LG LIGHT GREEN
5.5 :	5.5mm ²	V VIOLET	O ORANGE
2 :	2mm ²	P PINK	



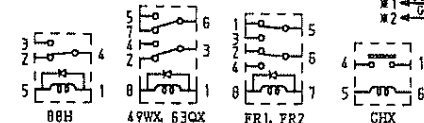
COT. B 240V set. COT. B 480V set.



WIRE SIZE	COLOR CODE	WIRE COLOR	WIRE COLOR	
100: 100mm ²				
14: 14mm ²	B	BLACK	R	RED
5: 5mm ²	L	BLUE	W	WHITE
3: 3mm ²	BR	BROWN	Y	YELLOW
2: 2mm ²	G	GREEN	LB	LIGHT BLUE
07: 0.75mm ²	GR	GRAY	LG	LIGHT GREEN
NO MARK WIRE SIZE	V	VIOLET	O	ORANGE
:1.25mm ²	P	PINK		

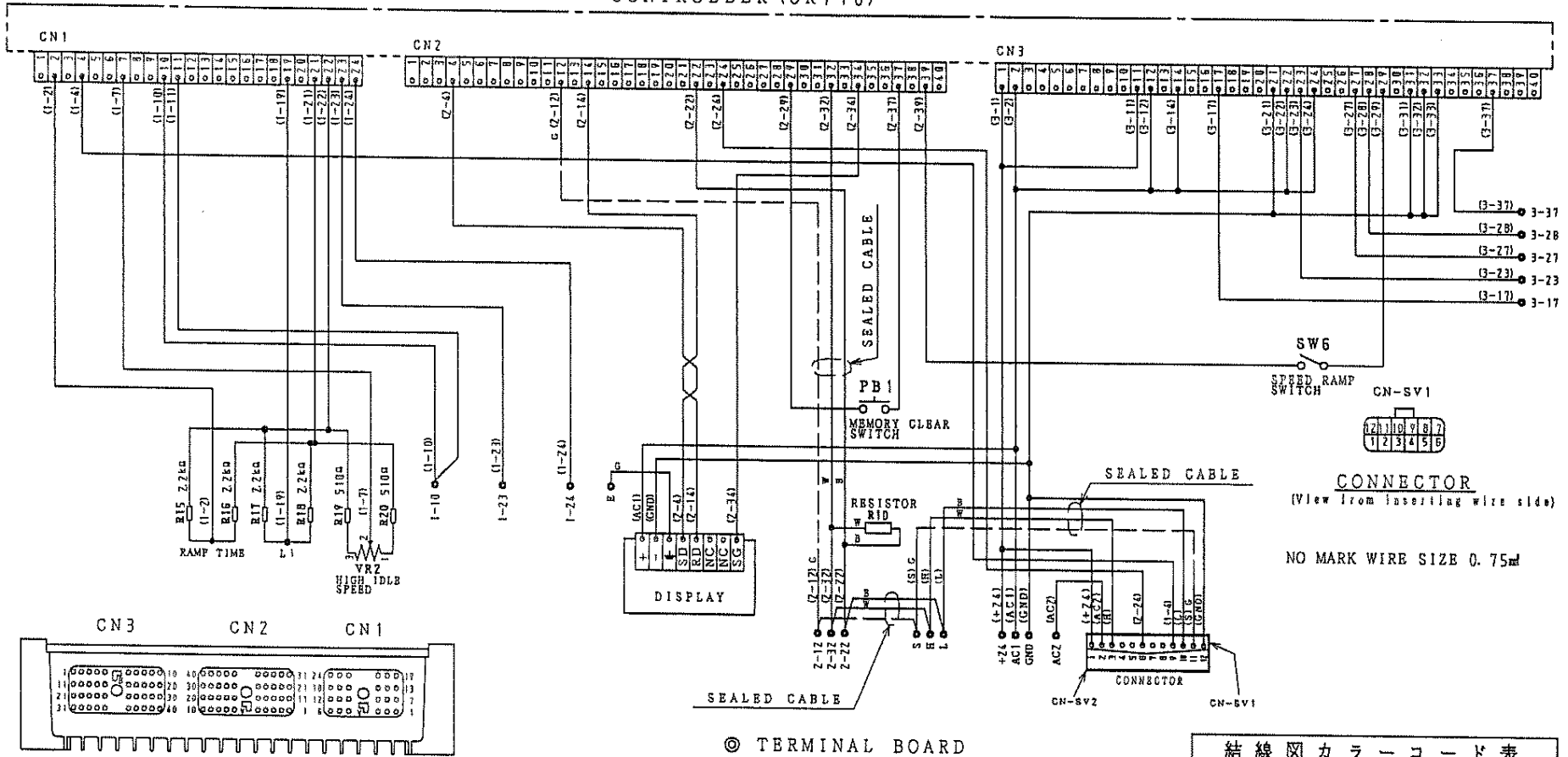


CM850 CONNECTOR
(View from inserting wire side)

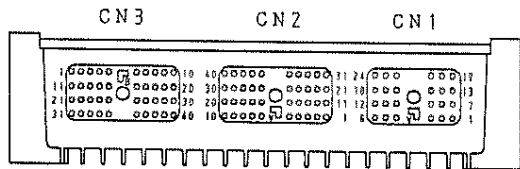


RELAY INSIDE CONNECTION

CONTROLLER (CR710)



CONNECTOR
(View from inserting wire side)
NO MARK WIRE SIZE 0.75mm



CR710 CONNECTOR
(View from inserting wire side)

1-10 | 1-23 | 1-24 | E | 2-12 | 2-32 | 2-22 | S | H | L | +24 | AC1 | GND | AC2 | 3-17 | 3-23 | 3-27 | 3-28 | 3-37

DISPOSITION OF TERMINAL BOARD

結線図カラーコード表

記号	線色	記号	線色
B	BLACK 黒	R	RBD 赤
L	BLUE 青	W	WHITE 白
BR	BROWN 茶	Y	YELLOW 黄
G	GREEN 緑	LB	LIGHT BLUE 水色
GR	GRAY 灰	LG	LIGHT GREEN 若草色
V	VIOLET 紫	O	ORANGE 橙
P	PINK ピンク		