

# DCA-70SSIU (60 Hz) — SPECIFICATIONS

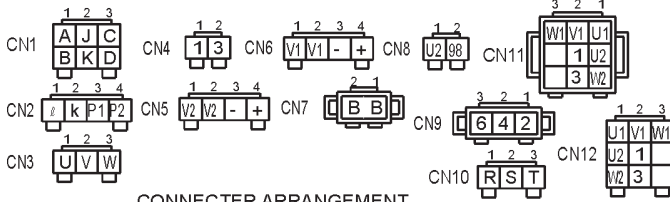
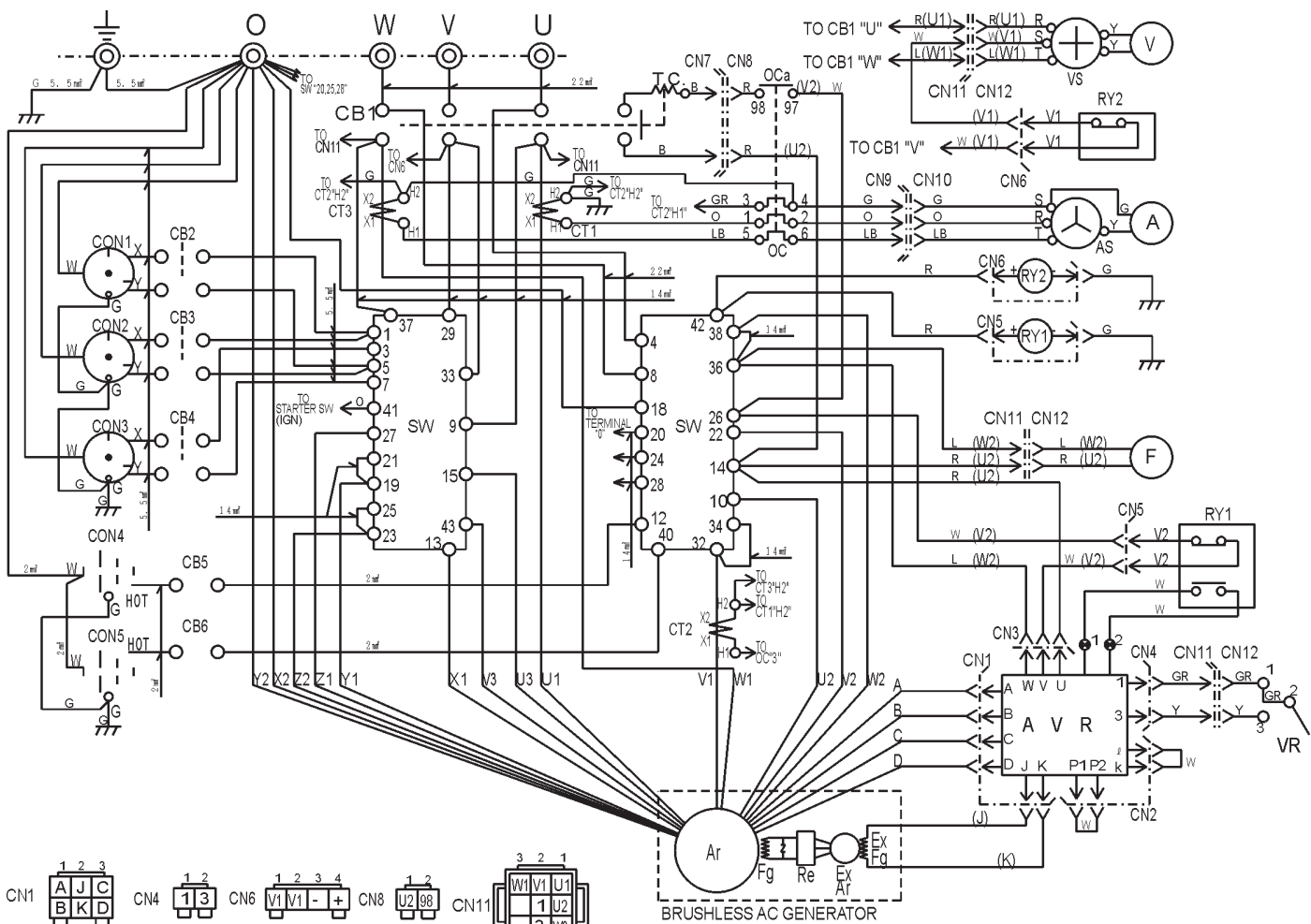
**Table 1. Generator Specifications**

<b>Model</b>	<b>DCA-70SSIU</b>	
<b>Type</b>	Revolving field, self ventilated, open protected type synchronous generator	
<b>Armature Connection</b>	<b>Star with Neutral</b>	<b>Zig Zag</b>
<b>Phase</b>	3	Single
<b>Standby Output</b>	73.5 KVA (58.8 KW)	42 KW
<b>Prime Output</b>	70 KVA (56 KW)	40 Kw
<b>Voltage</b>	240V or 480V	240/120
<b>Frequency</b>	60 Hz	
<b>Speed</b>	1800 rpm	
<b>Power Factor</b>	0.8	1
<b>Aux. AC Power</b>	Single Phase, 60 Hz	
<b>Voltage</b>	120 V	
<b>Output</b>	4.8 KW (2.4 KW x 2)	

**Table 2. Engine Specifications**

<b>Model</b>	ISUZU FF- 4BG1T
<b>Type</b>	4 cycle, water-cooled, direct injection, turbo-charged
<b>No. of Cylinders</b>	4 cylinders
<b>Bore x Stroke</b>	4.13 in. x 4.92 in. (105 mm x 125 mm)
<b>Displacement</b>	264 cu. in. (4,329 cc)
<b>Starting</b>	Electric 12VDC
<b>Coolant Capacity</b>	3.80 gal. (14.4 liters)
<b>Lube Oil Capacity</b>	3.49 gal. (13.2 liters)
<b>Fuel Type</b>	#2 Diesel Fuel
<b>Fuel Tank Capacity</b>	103 gal. (390 liters)
<b>Fuel Consumption</b>	4.31 gal. (13.0 L)/hr at <b>full load</b>
<b>Battery</b>	27( CCA O F 700A) x 1

# DCA-70SSIU (60 Hz) — GENERATOR WIRING DIAGRAM



CONNECTER ARRANGEMENT (WIRING VIEW)

Notice :  
1. No designation lead size : 1.25

COLOR CODE			
WIRE COLOR	WIRE COLOR	WIRE COLOR	WIRE COLOR
B	BLACK	R	RED
L	BLUE	W	WHITE
BR	BROWN	Y	YELLOW
G	GREEN	LB	LIGHT BLUE
GR	GRAY	LG	LIGHT GREEN
V	VIOLET	O	ORANGE
P	PINK		

SYMBOL	DESIGNATION
Ar	MAIN GENERATOR ARMATURE WINDING
Fg	MAIN GENERATOR FIELD WINDING
ExAr	EXCITER ARMATURE WINDING
ExFg	EXCITER FIELD WINDING
Re	RECTIFIER
AVR	AUTOMATIC VOLTAGE REGULATOR
VR	VOLTAGE REGULATOR (RHEOSTAT)
CT 1,2,3	CURRENT TRANSFORMER
AS	CHANGE-OVER SWITCH, AMMETER
A	AC, AMMETER
VS	CHANGE-OVER SWITCH, VOLTMETER
V	AC, VOLTMETER
F	FREQUENCY METER
CB1	CIRCUIT BREAKER
CB2,3,4	CIRCUIT BREAKER
CB5,6	CIRCUIT BREAKER
CN1,2,3	RECEPTACLE
CN4,5	RECEPTACLE
OC	OVER CURRENT RELAY
SW	SELECTOR SWITCH
RY1,2	RELAY UNIT

Figure 62. Generator Wiring Diagram

# DCA-70SSIU (60 Hz) — ENGINE WIRING DIAGRAM

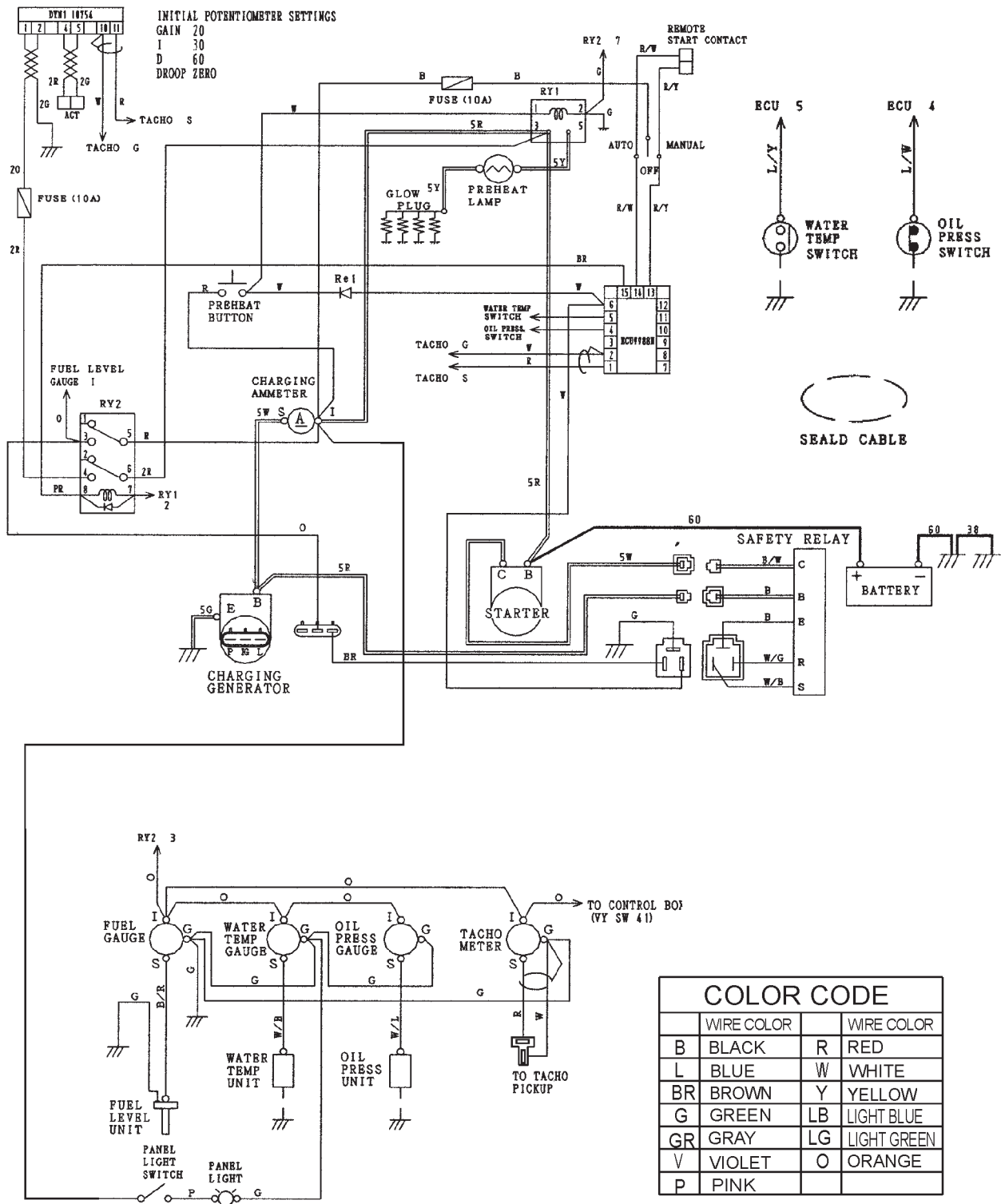


Figure 63. Engine Wiring Diagram