



# EM/WM-90 and EM/WM-120 Series

## Paddle Arm Conversion Installation Instructions

MultiQuip has changed the 9 cf and 12 cf motor mixer paddle arm configuration. The pitch angles are changed in order to reduce material splashing and provide faster and efficient uniform mixing action. The following instructions are intended to assist the user in the installation of the NEW 9 cf and 12 cf paddle arms. This paddle arm configuration is effective for mixers January, 2007 and forward.

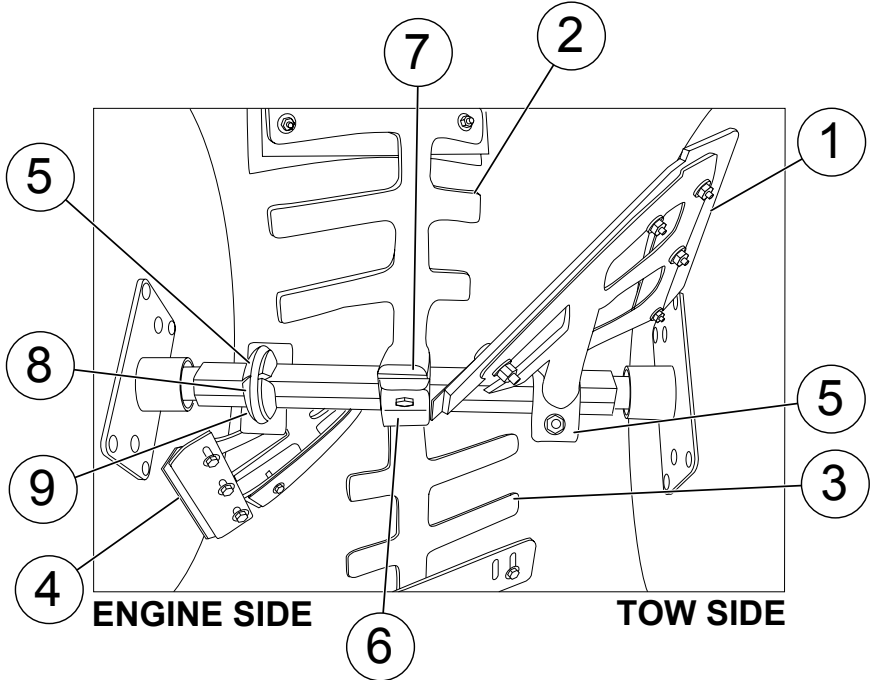
### Table 1. EM/WM-120-S/P Paddle Arms

Item No.	Discontinued Paddle Arm	Item Quantity	Item No.	New Paddle Arm	Item Quantity
1	EM200293	1	1	EM200293B	1
2	EM200294	1	2	EM200294B	1
3	EM200295	1	3	EM200295B	1
4	EM200296	1	4	EM200296B	1
<b>Discontinued Hardware</b>			<b>New Hardware</b>		
5	EM200297 (U-Bolt)	2	5	EM200297 (U-Bolt)	4
6	EM200268 (J-Bolt)	2	6	492584 (Nut, Nylock, 1/2")	8
7	492584 (Nut, Nylock, 1/2")	8	7	EM200292 (Inserts)	8
8	EM200292 (Inserts)	4			

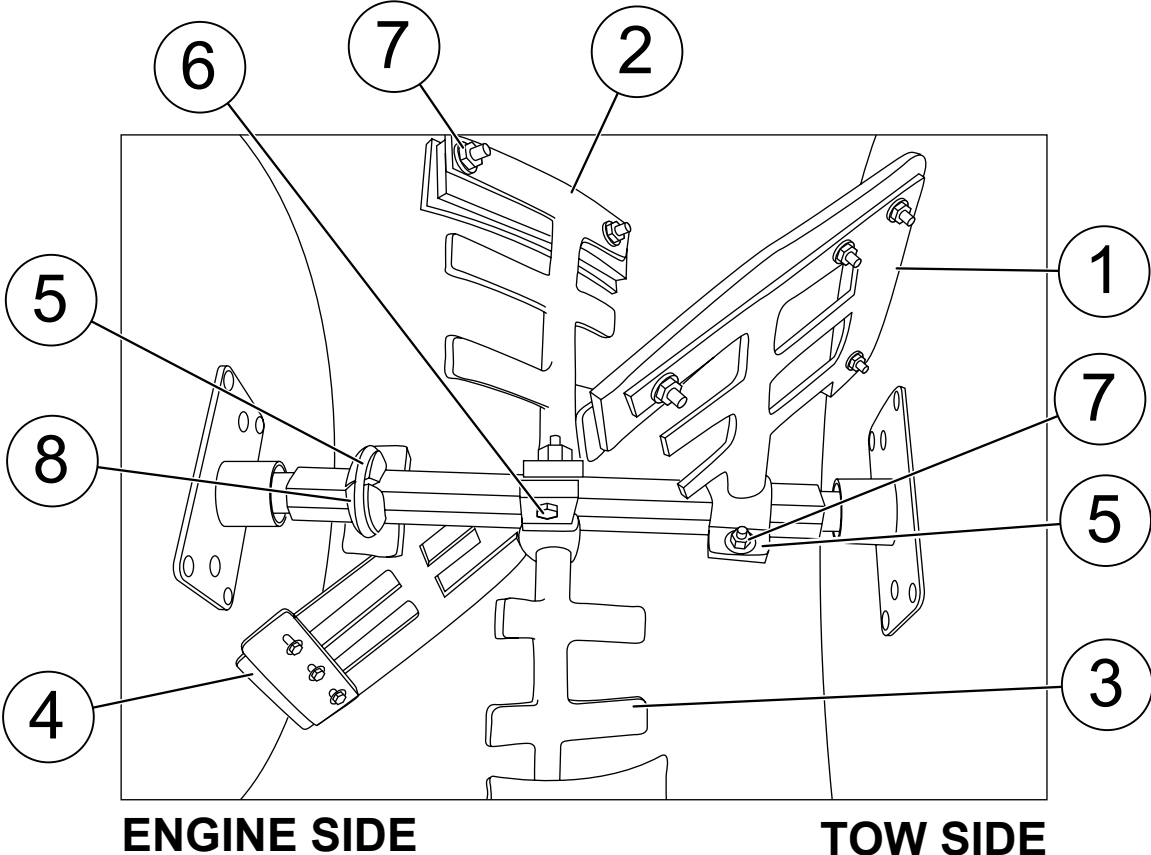
### Table 2. EM/WM-90-S/P Paddle Arms

Item No.	Discontinued Paddle Arm	Item Quantity	Item No.	New Paddle Arm	Item Quantity
1	EM200293	1	1	EM200293B	1
2	EM200294	1	2	EM200294B	1
3	EM200295	1	3	EM200295B	1
4	EM200296	1	4	EM200296B	1
<b>Discontinued Hardware</b>			<b>New Hardware</b>		
5	EM200297 (U-Bolt)	2	5	EM200297 (U-Bolt)	2
6	3043 (Bolt, HHC, 1/2-13 x 6")	1	6	EM492399 (Bolt, HHC, 1/2-13 x 3")	2
7	EM492399 (Bolt, HHC, 1/2-13 x 3")	1	7	402584 (Nut, Nylock, 1/2")	6
8	492584 (Nut, Nylock)	6	8	EM200292 (Inserts)	4
9	EM200292 (Inserts)	4			

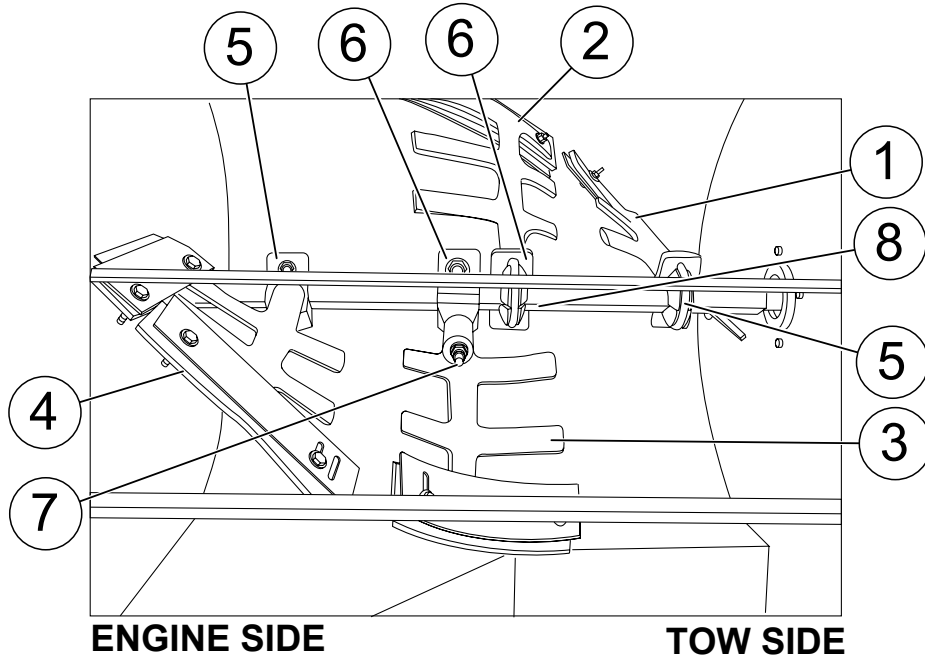
**EM/WM-90S/P (9 CUBIC-FOOT MIXERS)  
OLD PADDLE ARM CONFIGURATION**



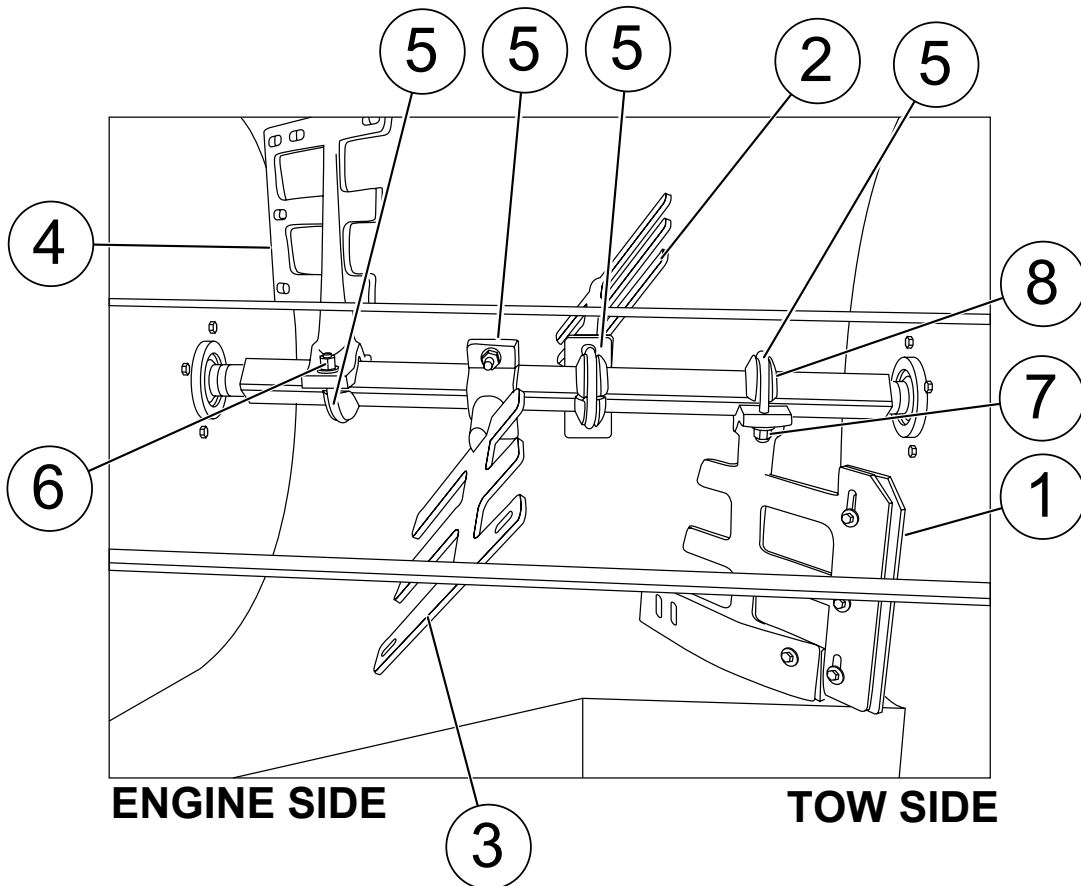
**EM/WM-90S/P (9 CUBIC-FOOT MIXERS)  
NEW PADDLE ARM CONFIGURATION**



**EM/WM-120S/P (12 CUBIC-FOOT MIXERS)  
OLD PADDLE ARM CONFIGURATION**



**EM/WM-120S/P (12 CUBIC-FOOT MIXERS)  
NEW PADDLE ARM CONFIGURATION**





# EM/WM-90 and EM/WM-120 Series

## Paddle Arm Conversion Installation Instructions

---

### HERE'S HOW TO GET HELP

PLEASE HAVE THE MODEL AND SERIAL  
NUMBER ON-HAND WHEN CALLING

#### UNITED STATES

##### *Multiquip Corporate Office*

18910 Wilmington Ave. Tel. (800) 421-1244  
Carson, CA 90746 Fax (310) 537-3927  
Contact: mq@multiquip.com

##### *Service Department*

800-421-1244 Fax: 310-537-4259  
310-537-3700

##### *Technical Assistance*

800-478-1244 Fax: 310-943-2238

##### *MQ Parts Department*

800-427-1244 Fax: 800-672-7877  
310-537-3700 Fax: 310-637-3284

##### *Warranty Department*

800-421-1244 Fax: 310-943-2249  
310-537-3700

---

#### CANADA

##### *Multiquip*

4110 Industriel Boul. Tel: (450) 625-2244  
Laval, Quebec, Canada H7L 6V3 Tel: (877) 963-4411  
Contact: infocanda@multiquip.com Fax: (450) 625-8664

---

#### UNITED KINGDOM

##### *Multiquip (UK) Limited Head Office*

Unit 2, Northpoint Industrial Estate, Tel: 0161 339 2223  
Globe Lane, Fax: 0161 339 3226  
Dukinfield, Cheshire SK16 4UJ  
Contact: sales@multiquip.co.uk

© COPYRIGHT 2016, MULTIQUIP INC.

Multiquip Inc and the MQ logo are registered trademarks of Multiquip Inc. and may not be used, reproduced, or altered without written permission. All other trademarks are the property of their respective owners and used with permission.

The information and specifications included in this publication were in effect at the time of approval for printing. Illustrations, descriptions, references and technical data contained in this document are for guidance only and may not be considered as binding. Multiquip Inc. reserves the right to discontinue or change specifications, design or the information published in this publication at any time without notice and without incurring any obligations.

Your Local Dealer is:

