



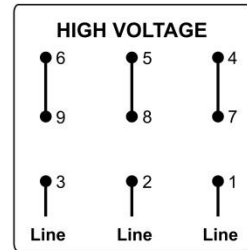
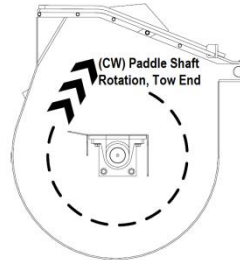
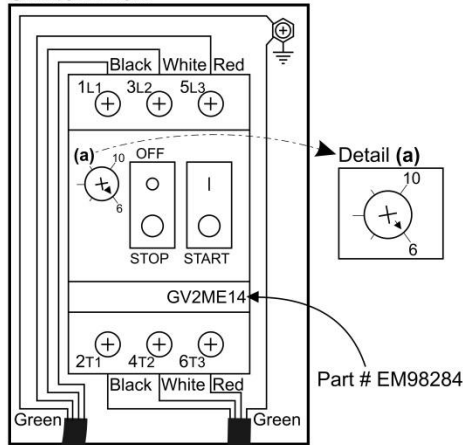
This bulletin is provided for technical reference and service related updates. If you have any questions, comments or do not wish to receive these e-mails, please reply to this e-mail or call the Service Technical Support Group 800 478-1244.

WIRING AND MOTOR INFORMATION 460V 3Ø

The purpose of this document is to illustrate the wiring configuration for these mixers and provide the general motor data plus the motor starter/protector switch amp setting "detail (a)".



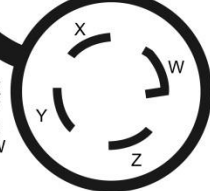
Switch Box



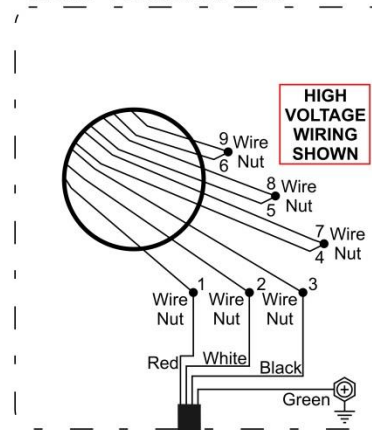
Note: This mixer application requires (CW) paddle shaft rotation, (CW) is viewing the paddle shaft from the mixer's tow end.
Note: Interchange any two line wires to reverse rotation.

Part #EM98284
 460V / 3Ø / 30A
 NIMA L-16-30P

Black > X
 White > Y
 Red > Z
 Green > W



Motor Electrical Box



BALDOR RELIANCE INDUSTRIAL MOTOR

SPEC: 37ES97X87, VOLTS: 208-230 / 460, AMPS: 16-14 / 7, HZ: 60, PH: 3 Ø, HP: 5, RPM: 1725

TECO/WESTINGHOUSE MOTOR

TYPE: AEHH8PCF, VOLTS: 230 / 460, FLA: 12.24 / 6.12, HZ: 6-60, PH: 3 Ø, HP: 5, FLRPM: 1745