



CARBURETOR CLEANING

ENGINE: Briggs & Stratton, Vanguard

MODEL: 613477-1313-G1

A well illuminated clean surface is essential to good carburetor cleaning. A good cleaner for the carburetor is a spray type carburetor cleaner. The pressure in the can works to dislodge dirt, and the chemicals aren't as caustic as dip tank cleaners. If a dip tank cleaner is used, all plastic and rubber must be removed from the carburetor.





The following should be done by a qualified technician with extreme caution using eye protection and proper safety gear.



- Using # 2 Philips head screwdriver, remove the four screws that secure the float bowl. Make a note of its location for proper reassembly.




- Remove all O-rings and gaskets before spraying (cleaning) carburetor body.



- Arrow represents direction of input when reassembling the float pin.



- Use a 1/16" punch to remove the float pin.





NOTE: During removal drive the float pin from the tapered side.



Technical Information

- Inspect the inlet needle and the seat for damage, clean or replace as needed.
- Using Cabinet screwdriver, remove pilot and main jets noting position for proper reinstallation. Thoroughly clean both pilot jets.
- **NOTE:** A good technician will select the correct jet cleaner to fit the jet size and gently clean out the deposits. Results should be a jet that's clean as new, without any modification to its shape.
- Once carburetor has been completely disassembled, thoroughly inspect and cleaned. Assembly is in reverse order.



CARBURETOR PARTS

- Replacement carburetor MQ Part # **23911-125**
- Carb overhaul kit # **843297**
*Kit includes all items with **
- * Intake gasket MQ Part # **809910**
- * Exhaust gasket MQ Part # **843117**
- * Float MQ Part # **809637**
- * Float bowl gasket MQ Part # **809645**
- * Needle MQ Part # **809759**
- * Pilot Jet MQ Part # **842740**
- Main jet left MQ Part # **843365**
- Main jet right MQ Part # **842098**
- • High altitude option 7000 ft. ••
- Main jet left MQ Part # **843376**
- Main jet right MQ Part # **843587**

For more information reference Vanguard's website at www.vanguardengines.com