



The information and specifications included in this publication were in effect at the time of approval for printing. Illustrations, descriptions, references and technical data contained in this document are for guidance only and may not be considered as binding. MultiQuip Inc. reserves the right to discontinue or change specifications, design or the information published in this publication at any time without notice and without incurring any obligations.

### ENGINE COMPONENTS LOCATION & GENERAL DESCRIPTION


Engine Model • Kubota WB3800-G-E3-KEA-3 •



Coolant Temp. Sensor  
P/N: 5H601-41940



Oil Pressure Switch  
P/N: 1A024-39010



Cam Sensor  
P/N: EG543-68330



Crank Sensor  
P/N: EG505-59710




Oxygen Sensor Pre-CAT  
P/N: EG523-12240





Main Ground



Oxygen Sensor Post-CAT  
P/N: EG523-12240



Starter Motor



© COPYRIGHT 2022, MULTIQUIP INC., Rev. 0 (09092022)



The information and specifications included in this publication were in effect at the time of approval for printing. Illustrations, descriptions, references and technical data contained in this document are for guidance only and may not be considered as binding. Multiquip Inc. reserves the right to discontinue or change specifications, design or the information published in this publication at any time without notice and without incurring any obligations.

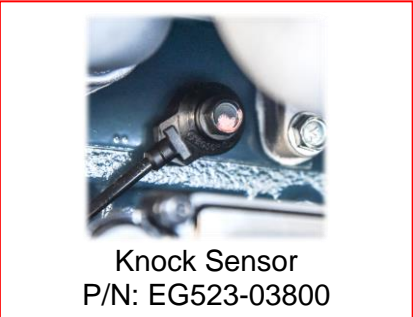
## ENGINE COMPONENTS LOCATION & GENERAL DESCRIPTION

### Engine Model • Kubota WB3800-G-E3-KEA-3 •

© COPYRIGHT 2022, MULTIQUIP INC, Rev. 0 (09/09/2022)



ECU Interface Connector




Knock Sensor  
P/N: EG523-03800




Spin-on Oil Cartridge  
P/N: HH1C0-32430



Fuel Pressure Regulator  
P/N: EG522-52070



MAP Sensor, Air Temp. & pressure, P/N: EG523-44800



ECU



Throttle Body Assembly  
P/N: EG504-44000



Fuse Box





The information and specifications included in this publication were in effect at the time of approval for printing. Illustrations, descriptions, references and technical data contained in this document are for guidance only and may not be considered as binding. Multiquip Inc. reserves the right to discontinue or change specifications, design or the information published in this publication at any time without notice and without incurring any obligations.

## ENGINE COMPONENTS LOCATION & GENERAL DESCRIPTION

### Engine Model • Kubota WB3800-G-E3-KEA-3 •


© COPYRIGHT 2022, MULTIQUIP INC, Rev. 0 (09092022)



Fuel Pump  
P/N: EG522-52020



Fuel Filter  
P/N: 12581-43012



Air Filter Elements

- P/N: EM807146 Pre- air Filter
- P/N: EM807145A Element, primary air filter
- P/N: EM807145B Element, safety air filter



Fuel Injectors 1 of 4