



## ENGINE COMPONENTS LOCATION & GENERAL DESCRIPTION

Engine Model • Zenith Z428 •




(1) 15A Fuse (orange wires)  
ATM-15 Blade Fuse  
Starter Circuit




(2) 5A Fuse (pink wires)  
ATM-5 Blade Fuse  
12V Ignition Power



Oil Pressure Switch  
P/N 201385



Starter Solenoid/Starter  
P/N 200423



Ignition Coil Pack  
P/N 201334




(1) Cam Position Sensor  
P/N 200344  
(2) Cam Synch. P/N 201338



Comm. Conn. (Data Link)  
"Diagnostic Software Kit  
P/N 202163"



E.C.U.  
Engine Control Unit  
P/N 201401





The information and specifications included in this publication were in effect at the time of approval for printing. Illustrations, descriptions, references and technical data contained in this document are for guidance only and may not be considered as binding. MultiQuip Inc. reserves the right to discontinue or change specifications, design or the information published in this publication at any time without notice and without incurring any obligations.

## ENGINE COMPONENTS LOCATION & GENERAL DESCRIPTION

Engine Model • Zenith Z428 •



16 Pin Connector  
#1 Female




Coolant Temp. Sensor  
P/N 200526



Low coolant Alarm Switch  
P/N 201388



Pre-cat O2 Sensor  
P/N 200474



Starter Relay 50/30 amp  
P/N 200961



Bosch Throttle Body  
P/N 200704



IAT/Map Sensor  
P/N 200525



Crank Sensor  
P/N 200521







The information and specifications included in this publication were in effect at the time of approval for printing. Illustrations, descriptions, references and technical data contained in this document are for guidance only and may not be considered as binding. MultiQuip Inc. reserves the right to discontinue or change specifications, design or the information published in this publication at any time without notice and without incurring any obligations.

## ENGINE COMPONENTS LOCATION & GENERAL DESCRIPTION

Engine Model • Zenith Z428 •



Fuel Pump  
P/N 201285



Fuel Regulator  
P/N 200909




Fuel Filter  
P/N 201287



Post-cat O2 Sensor  
P/N 201280



3A Fuse  
ATM-3 Blade Fuse  
Fuel Gauge



30A Fuse  
ATM-30 Blade Fuse  
Mayco Pump Main