

ELECTRICAL SCHEMATIC, MD8X - 1/5

A

B

C

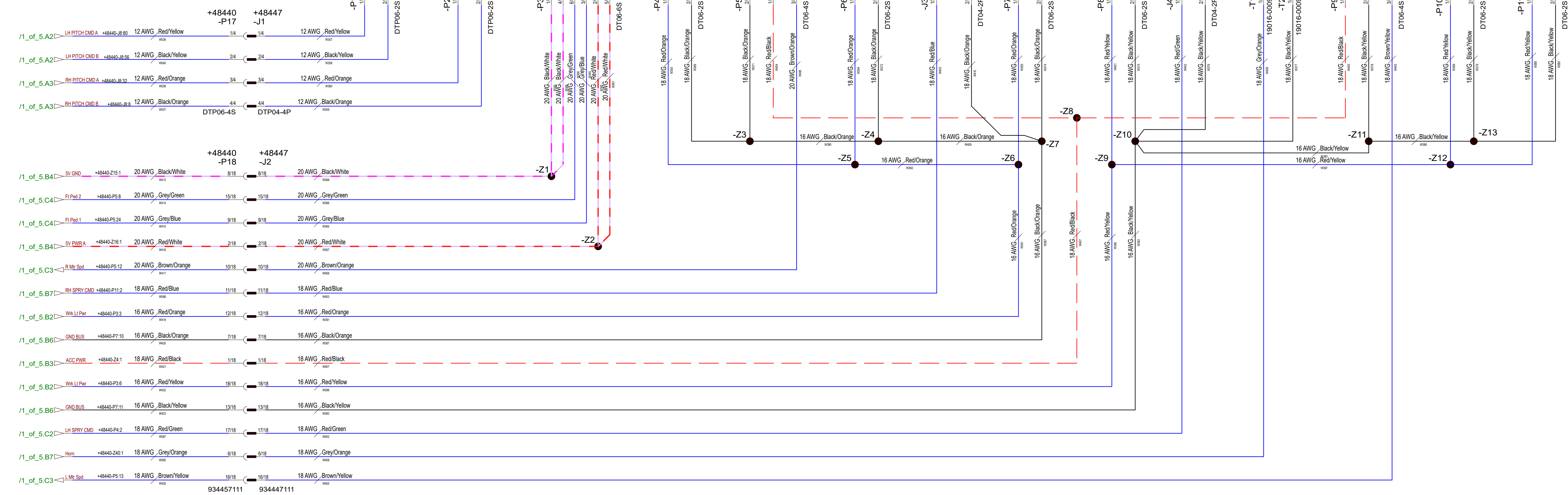
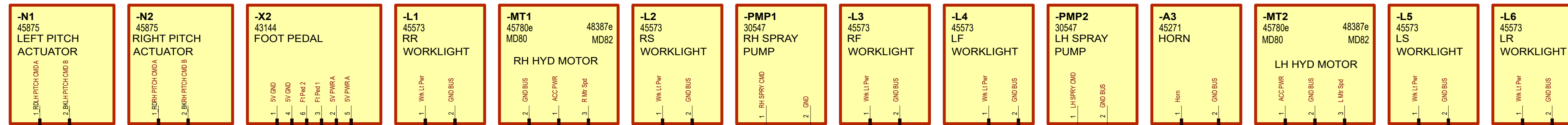
D

A

B

C

D

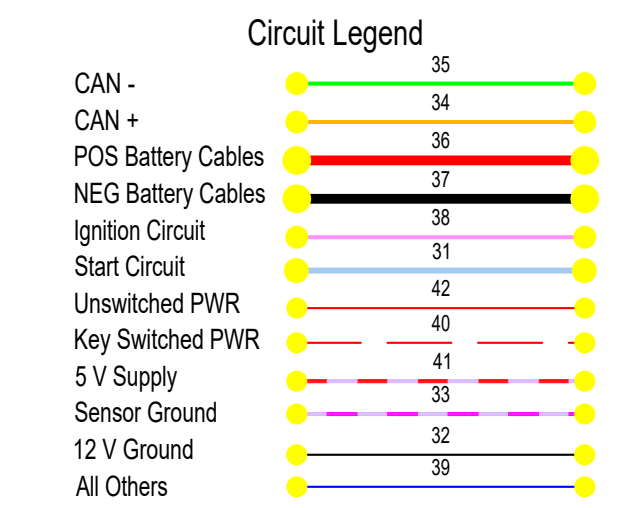


Engine Side

See sheets listed below for machine specific harness details:

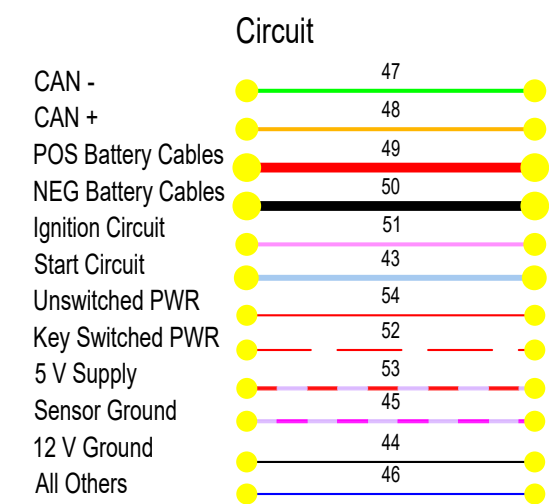
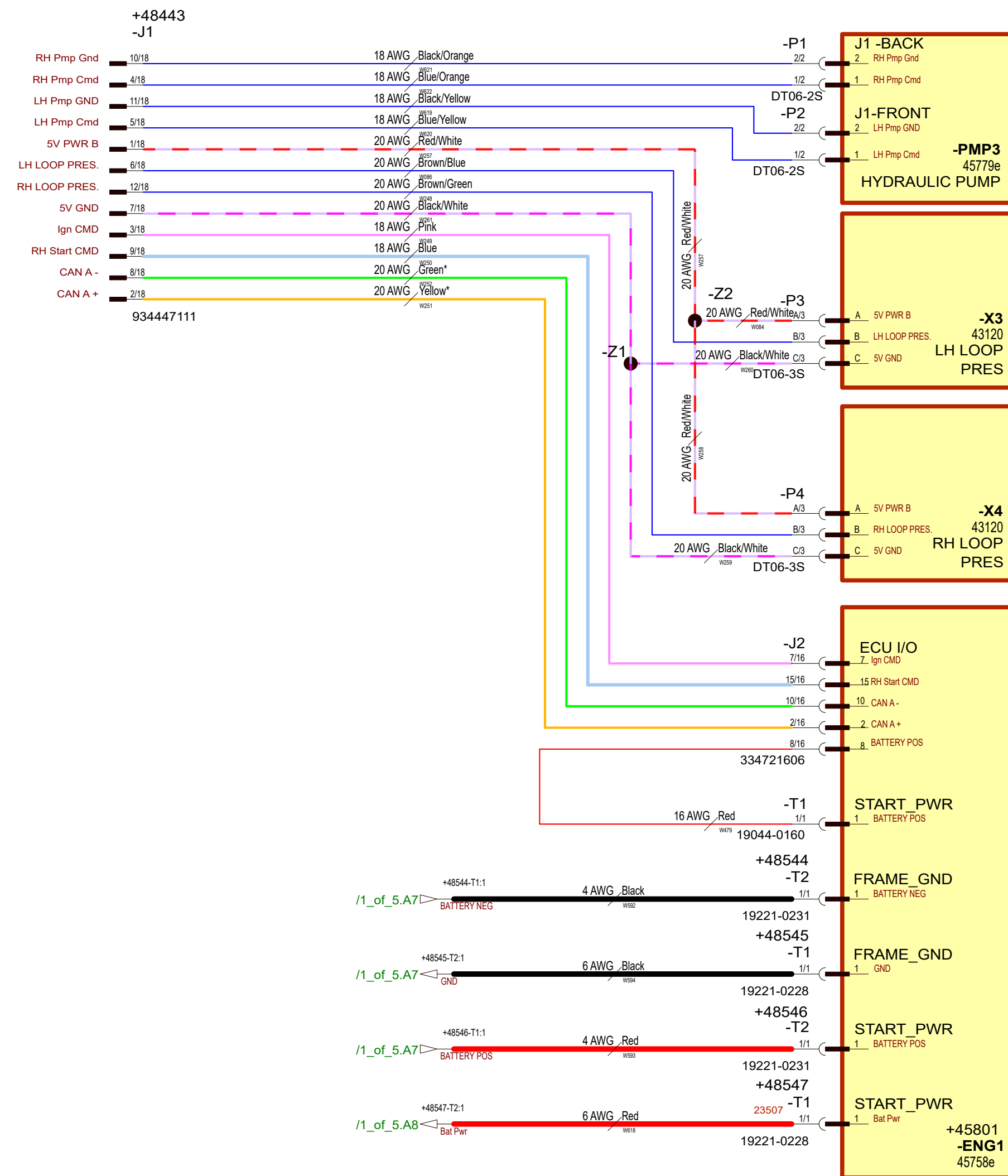
- Sheet 4: MD80
- Sheet 5: MD82

Terminal	Wire	AWG	Color	Component
/1_of_5_C2	LH Pmp Gnd	18 AWG	Black/Yellow	LH Pmp GND
/1_of_5_C2	RH Pmp Gnd	18 AWG	Blue/Yellow	RH Pmp Gnd
/1_of_5_C2	RH Pmp Gnd	18 AWG	Black/Orange	RH Pmp Gnd
/1_of_5_C2	RH Pmp Gnd	18 AWG	Blue/Orange	RH Pmp Gnd
/1_of_5_C2	SV PWR B	20 AWG	Red/White	SV PWR B
/1_of_5_C3	RH LOOP PRES	20 AWG	Brown/Blue	RH LOOP PRES
/1_of_5_C3	LH LOOP PRES	20 AWG	Brown/Green	LH LOOP PRES
/1_of_5_C3	SV GND	20 AWG	Black/White	SV GND
/1_of_5_A3	Ign CMD	18 AWG	Pink	Ign CMD
/1_of_5_A3	Start CMD	18 AWG	Blue	Start CMD
/1_of_5_D7	CAN A	20 AWG	Green*	CAN A
/1_of_5_D7	CAN A	20 AWG	Yellow*	CAN A
/1_of_5_C7	FUEL SEL SIG	18 AWG	Grey/Red	FUEL SEL SIG
/1_of_5_A1	Fixed Oil Fan Pwr	16 AWG	Red	Fixed Oil Fan Pwr
/1_of_5_A6	GND BUS	16 AWG	Black	GND BUS



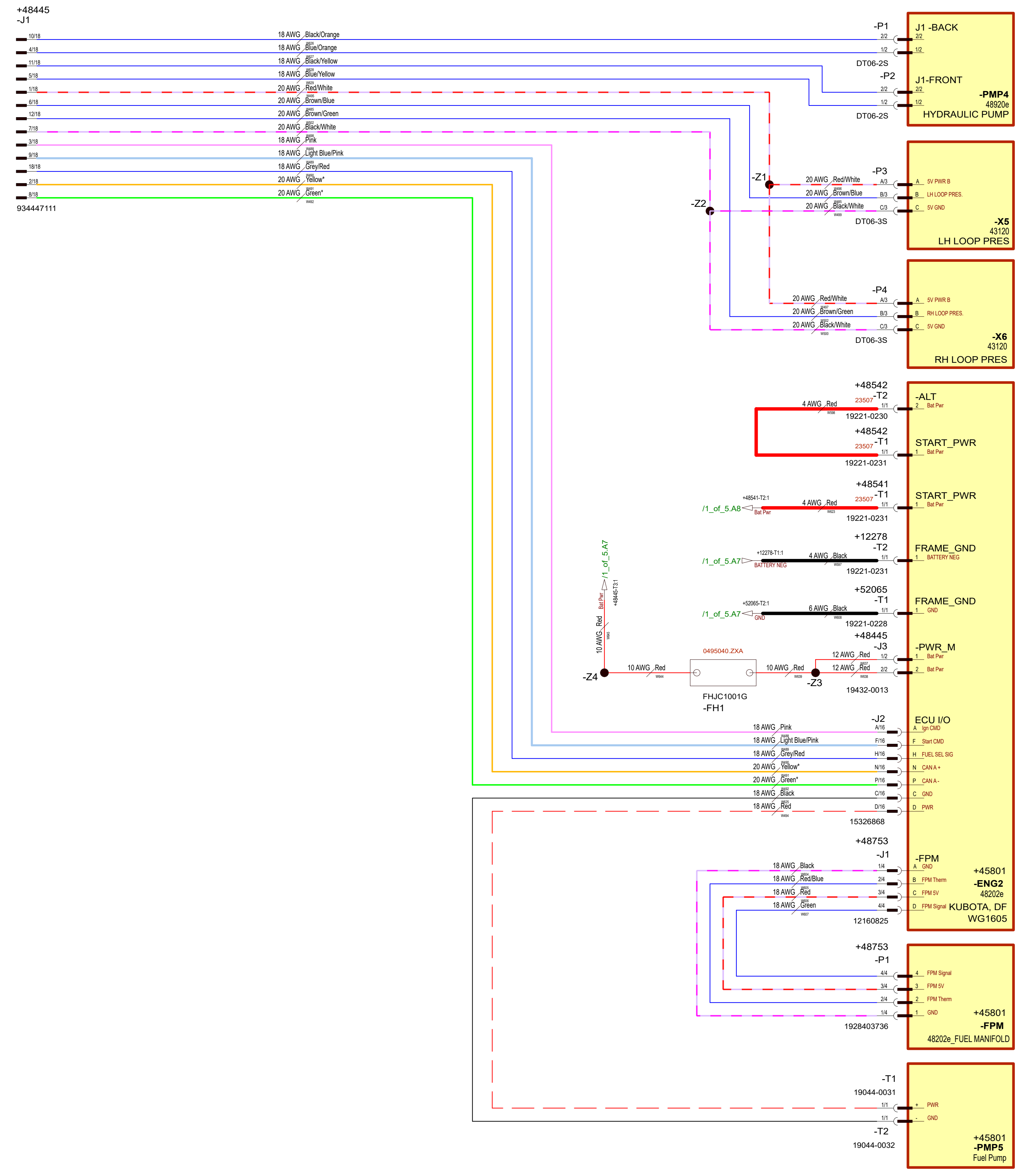
ELECTRICAL SCHEMATIC, MD8X - 2/5

MD80 ENGINE HARNESS



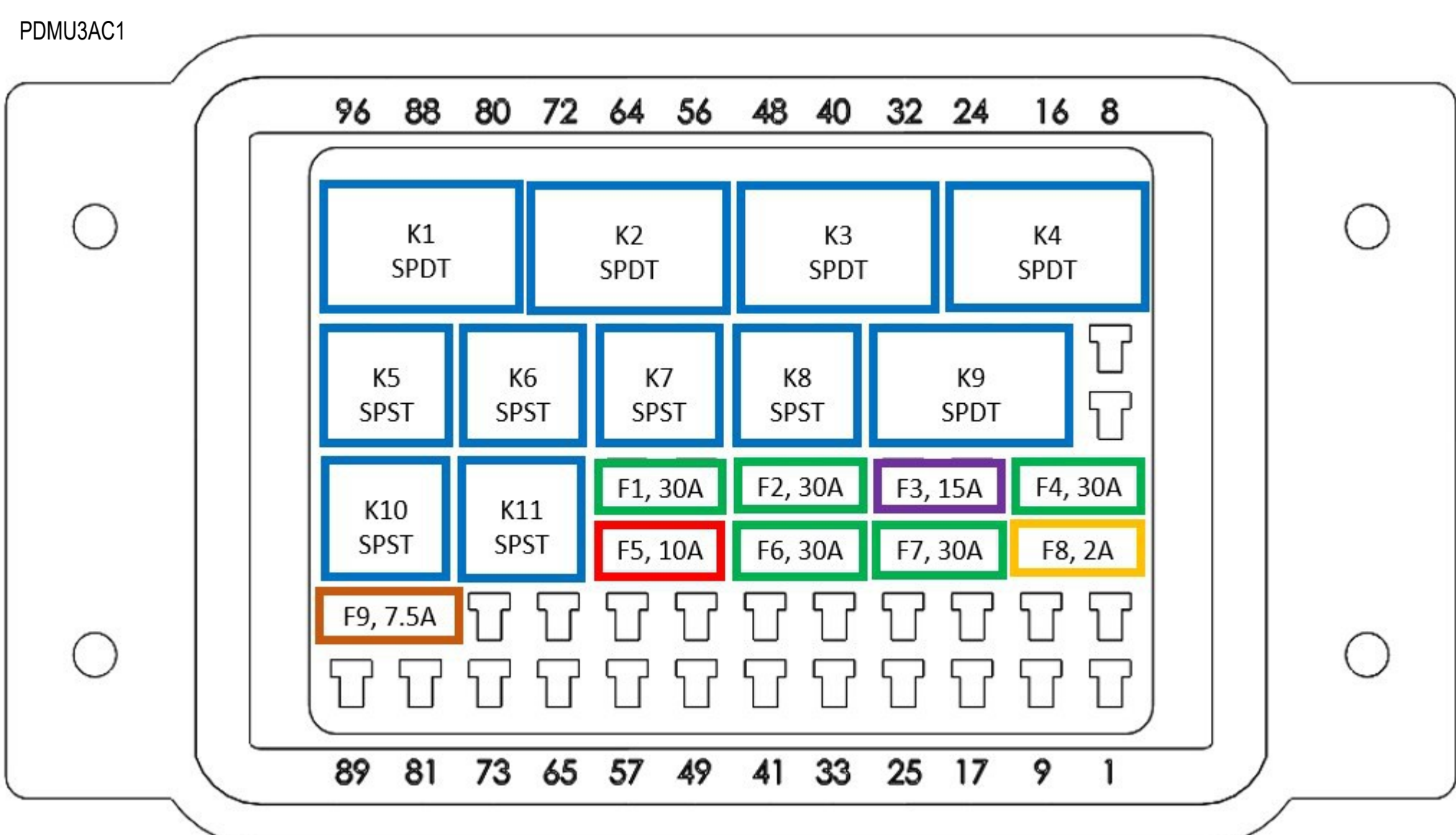
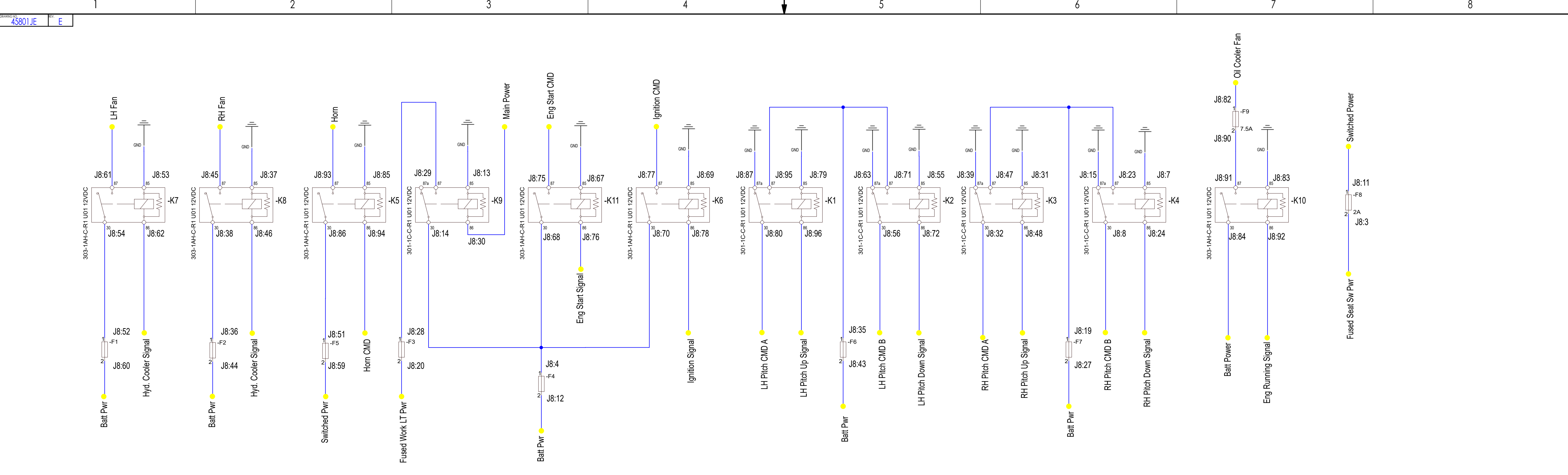
MD82 ENGINE HARNESS

CONNECTS TO:
+48440
-P19
(SEE SHEET 2)



Circuit

CAN -	47
CAN +	48
POS Battery Cables	49
NEG Battery Cables	50
Ignition Circuit	51
Start Circuit	43
Unswitched PWR	54
Key Switched PWR	52
5 V Supply	45
Sensor Ground	44
12 V Ground	46
All Others	46



DEVICE PLACEMENT			
REFERENCE	DESCRIPTION	DEVICE	PART NUMBER
K1	LH PITCH UP	12V, 35A 5-PIN MICRO	301-1C-C-R1 U01 12VDC
K2	LH PITCH DOWN	12V, 35A 5-PIN MICRO	301-1C-C-R1 U01 12VDC
K3	RH PITCH UP	12V, 35A 5-PIN MICRO	301-1C-C-R1 U01 12VDC
K4	RH PITCH DOWN	12V, 35A 5-PIN MICRO	301-1C-C-R1 U01 12VDC
K5	HORN	12V, 20A 4-PIN MICRO	303-1AH-C-R1 U01 12VDC
K6	IGNITION	12V, 20A 4-PIN MICRO	303-1AH-C-R1 U01 12VDC
K7	LH FAN	12V, 20A 4-PIN MICRO	303-1AH-C-R1 U01 12VDC
K8	RH FAN	12V, 20A 4-PIN MICRO	303-1AH-C-R1 U01 12VDC
K9	MAIN	12V, 35A 5-PIN MICRO	301-1C-C-R1 U01 12VDC
K10	OIL COOLER FAN	12V, 20A 4-PIN MICRO	303-1AH-C-R1 U01 12VDC
K11	STARTER	12V, 20A 4-PIN MICRO	303-1AH-C-R1 U01 12VDC
F1	LH FAN	MINI FUSE, 30A	WAYTEK 46259
F2	RH FAN	MINI FUSE, 30A	WAYTEK 46259
F3	LIGHTS	MINI FUSE, 15A	WAYTEK 46256
F4	MAIN	MINI FUSE, 30A	WAYTEK 46259
F5	ACCESSORY	MINI FUSE, 10A	WAYTEK 46255
F6	LH PITCH	MINI FUSE, 30A	WAYTEK 46259
F7	RH PITCH	MINI FUSE, 30A	WAYTEK 46259
F8	SEAT SWITCH	MINI FUSE, 2A	WAYTEK 46250
F9	OIL COOLER FAN	MINI FUSE, 7.5A	WAYTEK 46254

ELECTRICAL SCHEMATIC, MD8X - 5/5