

The information and specifications included in this publication were in effect at the time of approval for printing. Illustrations, descriptions, references and technical data contained in this document are for guidance only and may not be considered as binding. Multiquip Inc. reserves the right to discontinue or change specifications, design or the information published in this publication at any time without notice and without incurring any obligations.

CLUTCH IDENTIFICATION GUIDE

It has been noted some of our customers have requested the older discontinued style clutch which is used on early mechanical ride-on trowels. The older style clutch was discontinued at one time which was replaced to a new style clutch system in 2010. Now the older style clutch system is now available for all models listed below.

NOTE: THE NEW STYLE CLUTCH SYSTEM IS NOT COMPATIBLE WITH THE OLD STYLE CLUTCH. IT IS VERY IMPORTANT TO IDENTIFY WHICH CLUTCH SYSTEM YOU HAVE TO ASSURE THE CORRECT CLUTCH SYSTEM COMBINATION.

OLD STYLE


(COMET) CLUTCH SYSTEM

MODEL	UPPER CLUTH ASSY.		LOWER DRIVE ASSY	
	DISCONTINUED #	REPLACEMENT #	DISCONTINUED #	REPLACEMENT #
JWN24HTCSL	12877	12877-1	20137	20137-1
HHN31VTCSL4-5	20846	20846-1	20350	20350-1
HHN34TVDTCSL4-5	21473	21473-1	21475	21475-1
HTN27KTCSL	20846	20846-1	21475	21475-1
HTN28KTCSL	20846	20846-1	21475	21475-1
HHXD5	21473	21473-1	21475	21475-1
HHXG5	20846	20846-1	20350	20350-1

Upper Clutch Assy.



Lower Drive Assy.



Belt - Part # 20138
Fits all models in the chart above



The information and specifications included in this publication were in effect at the time of approval for printing. Illustrations, descriptions, references and technical data contained in this document are for guidance only and may not be considered as binding. Multiquip Inc. reserves the right to discontinue or change specifications, design or the information published in this publication at any time without notice and without incurring any obligations.

CLUTCH IDENTIFICATION GUIDE


In 2010 a newer style clutch system was introduced to replace the older style clutch system. The newer style clutch system is not interchangeable with the older style clutch.

NEW STYLE

(HILLIARD) CLUTCH SYSTEM

MODEL	*UPPER CLUTCH ASSY	LOWER CLUTCH ASSY
EHHNK5	40121	40140
HHN31VTCSL4-5	23363-1	40140
HHN34TVDTCSL4-5	23363-1	40140
HHNG5	32449	40140
HHXD5	23363-1	40141
HHXDF4-5	32642	40141
HHXG5	23363-1	40141

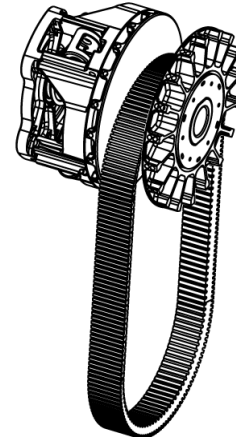
Upper Clutch Assy.



Lower Drive Assy.



Belt - Part #23365
Fits all models in the chart above



- * ■ 40121 (Orange Weights)
- 23363-1 (Yellow Weights)
- 32449 (White Weights)
- 32642 (Gray Weights)

© COPYRIGHT 2020, MULTIQUIP INC, Rev. 0 (04/17/2020)

The information and specifications included in this publication were in effect at the time of approval for printing. Illustrations, descriptions, references and technical data contained in this document are for guidance only and may not be considered as binding. Multiquip Inc. reserves the right to discontinue or change specifications, design or the information published in this publication at any time without notice and without incurring any obligations.


CLUTCH IDENTIFICATION GUIDE

NEW STYLE

(CVTech) CLUTCH SYSTEM

MODEL	UPPER CLUTCH ASSY	LOWER CLUTCH ASSY
JWN24HTCSL	23512	23511
HTN27KTCSL	23639	23635
HTN28KTCSL	23639	23635

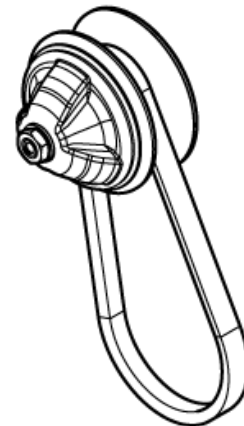
Upper Clutch Assy.



Lower Drive Assy.



Belt - Part #23513
Fits all models in the chart above



A retrofit kit is available for the following model # below for converting from the old style Comet clutch system to the new style Hilliard clutch system.

MODEL	PART # RETRO KIT
JWN24HTCSL	23641
HHN31VTCSL4-5	22581
HHN34TVDTCSL4-5	22581

For complete instructions and details for these retro kits, go to the Instructions Page <http://service.multiquip.com/instructions-trowels-mechanical-ride-on.html> and see the "Clutch Upgrade Instructions"