



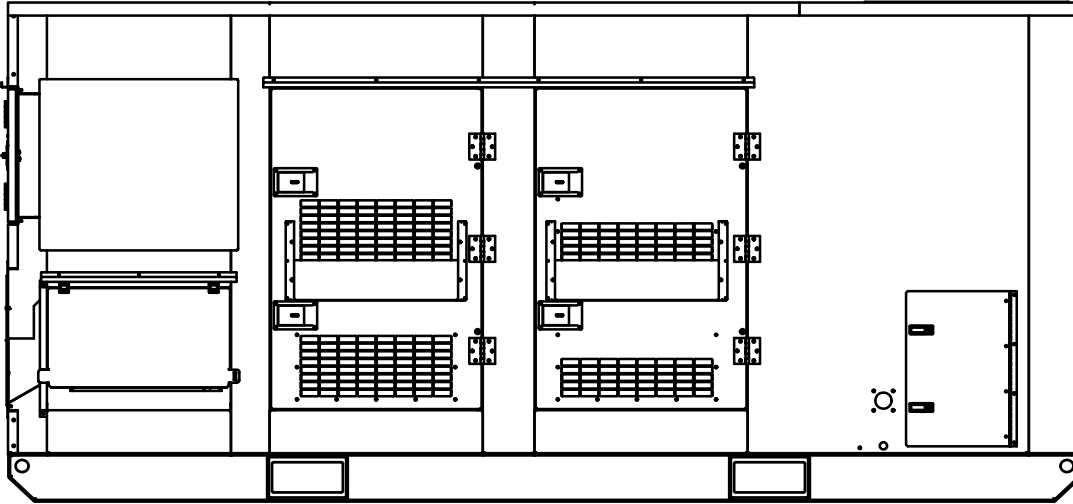
# NG200

## MQ POWER

Prime Rating — 200 kW (250 kVA)

Standby Rating — 220 kW (275 kVA)

3-Phase, 60 Hertz, 0.8 PF



### STANDARD FEATURES

- Heavy duty, in-line 4-cycle, turbocharged, charged after-cooled, natural gas engine provides maximum reliability.
  - replaceable wet liners
  - water-cooled exhaust
- Engine ECU integrates critical functions including:
  - engine speed governor
  - variable ignition timing
  - air/fuel ratio control
  - knock suppression
  - engine protection
- Brushless alternator reduces service and maintenance requirements and meets temperature rise standards for Class H insulation systems.
- Open delta alternator design provides virtually unlimited excitation for maximum motor starting capability.
  - Automatic voltage regulator (AVR) provides precise regulation.
  - Electronic governor system maintains frequency to  $\pm 0.25\%$ .
  - Full load acceptance of standby nameplate rating in one step (NFPA 110, para 5-13.2.6).
- Multi-stage, water-coalescing filter, to remove solids and liquids from the gas supply, providing enhanced operation with reduced operating and maintenance costs.
- Sound attenuated, weather resistant, steel housing provides operation at TBD at 23 feet. Fully lockable enclosure allows safe unattended operation.
- Powder coat paint provides durability and weather protection.
- Basler DGC2020 microprocessor-based digital generator controller with integrated genset-to-genset (isolated bus) paralleling
  - High visibility backlit LCD display
  - Operational temperature range of  $-40^{\circ}$  to  $70^{\circ}$  C ( $-40^{\circ}$  to  $158^{\circ}$  F).
  - Remote 2-wire start/stop control
  - Metered power output parameters include:
    - Voltage
    - Amperage
    - Kilowatts
    - Kilovolt amps
    - Power Factor
    - Hertz
  - Modbus interface for gauge panel and expansion options.
  - Engine monitoring data over J1939. Modbus over RS485 for SCADA Interface.
  - Onboard Synchronization and kW/kVAR load sharing. Dual Ethernet ports for Inter-Genset communication.
  - 12 Contact Outputs for flexible customer alarm configurations.
- EPA emission certified.



# NG200

## MQ POWER

### SPECIFICATIONS

#### Generator Specifications

Design	Revolving field, self-ventilated Drip-proof, single bearing
Armature Connection	Star with Neutral
Phase	3
Standby Output	220 KW (275 KVA)
Prime Output	200 KW (259 KVA)
3Ø Voltage (L-L/L-N) Voltage Selector Switch at 3Ø 240/139	208Y/120, 220Y/127, 240Y/139
3Ø Voltage (L-L/L-N) Voltage Selector Switch at 3Ø 480/277	416Y/240, 440Y/254, 480Y/277
1Ø Voltage (L-L/L-N) (Voltage Selector Switch at 1Ø 240/120)	N/A
Power Factor	0.8
Voltage Regulation (No load to full load)	±0.25%
Generator RPM	1800
Frequency	60 Hz
No. of Poles	4
Excitation	PMG
Frequency Regulation: No Load to Full Load	Isochronous under varying loads from no load to 100% rated load
Frequency Regulation: Steady State	±0.25% of mean value for constant loads from no load to full load.
Insulation	Class H
Sound Level dB(A) Full load at 23 feet	TBD

#### Engine Specifications

Make / Model	PSI HD / NGE 11.1 L
Emissions	EPA Certified
Starting System	24 VDC Electric Starter Motor
Design	S/A NGA150
Displacement	677 in <sup>3</sup> (11.1 liters)
No. cylinders	6
Bore x Stroke	4.84 x 6.1 in. (123 x 155 mm)
Gross Engine Power Standby Rating (Flywheel)	
Natural Gas	239 hp (178 kW)
LP Gas	164 hp (122 kW)
Gross Engine Power Prime Rating (Flywheel)	
Natural Gas	302 hp (255 kW)
LP Gas	208 hp (155 kW)
BMEP	
Prime Power Rating (Natural Gas)	197 psi (14BAR)
Piston Speed	1830 Ft/min (9.3 m/s)
Compression Ratio	10.5:1
Engine Speed	1800 rpm
Overspeed Limit	2000 rpm
Oil Capacity (w/ filter)	7.5 gallons (28.5 liters)
Battery Voltage	24VDC/Group 31 x 900CCA x 2
Battery Charging Alternator	45 Amps

#### Fuel System

Recommended Fuel	Low-pressure, dry-processed natural gas; approved oilfield well-head natural gas	
Minimum Nat-Gas Supply Pipe Size	1 1/4 in NPT	
Maximum Operating Pressure to EPR	11 in/H <sub>2</sub> O (2.7 kPa)	
Minimum Operating Pressure to EPR	7 in/H <sub>2</sub> O (1.7 kPa)	
NG Inlet Pressure	15 - 100 PSI	
<b>Fuel Consumption (Natural Gas)</b>	<b>ft<sup>3</sup>/hr</b>	<b>m<sup>3</sup>/hr</b>
At full load	2115	59.9
At 3/4 load	1648	46.7
At 1/2 load	1157	32.8
At 1/4 load	705	20.0

#### Cooling System

Fan Load	9.0 hp (6.7 kW)
Coolant Capacity (with radiator)	23 gallons (105 liters)
Coolant Flow Rate (per minute)	82 gallons (310 liters)
Heat Rejection to Coolant (per minute)	11,071 Btu/min (46.5 Kcal/sec)
Ambient Temperature Rating	122°F (50°C)

#### Air

Combustion Air	448 cfm (13 m <sup>3</sup> /min)
Maximum Air Cleaner Restriction	15 in. H <sub>2</sub> O (3.74 kPa)
Alternator Cooling Air	1130 cfm (32 m <sup>3</sup> /min)
Radiator Cooling Air	18,000 cfm (510 m <sup>3</sup> /min)

#### Exhaust System

Gas Flow (full load)	1425 cfm (40.3 m <sup>3</sup> /min)
Maximum Turbine Inlet Temperature	1382°F (750°C)
Maximum Allowable Back Pressure	40.8 in. H <sub>2</sub> O (10.2 kPa)

#### Amperage

<b>Rated Voltage</b>	<b>Maximum Amps</b>
3Ø 240/208 Volt	601/694 Amps
3Ø 480 Volt	300 Amps
Main Line Circuit Breaker Rating	800 Amps
Over Current Relay Trip Set Point 480V Mode Only	350 Amps

### WARRANTY\*

#### PSI HD Engines

12 months from date of purchase with unlimited hours.

#### Generator

24 months from date of purchase or 2000 hours (whichever occurs first).

#### Trailer

12 months excluding normal wear items.

\*Refer to the express written, one-year limited warranty sheet for additional information.



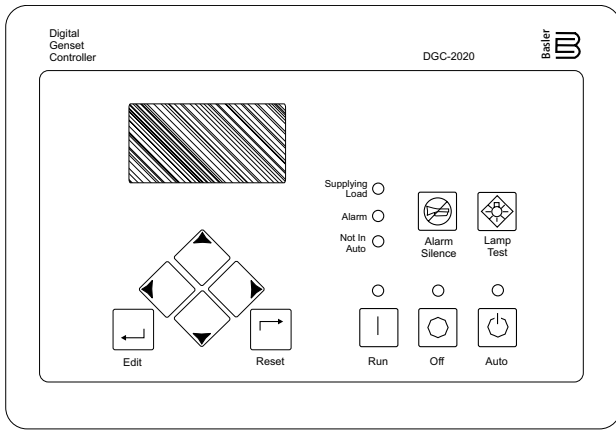
**NOTICE**

Generator is not intended for use in enclosed areas or where free flow of air is restricted.

Backfeed to a utility system can cause electrocution and/or property damage. Do not connect to any building's electrical system except through an approved device.

Specifications are subject to change without notice.

**DGC-2020 DIGITAL CONTROLLER**



**Features:**

- Local and Remote Generator Control
- Automatic and manual starting and stopping
- Engine and Generator Protection
- Programmable Analog Engine Senders
- ECU Communications via SAE J1939
- 16 Programmable Contact Inputs
- Programmable Logic
- Automatic Transfer Switch Control (Mains Failure)
- Integrated RS485
- Auto Synchronizing
- Event recording
- Monitoring
- Engine RPM
- Engine run time
- Generator voltage
- Generator current
- Generator frequency
- Oil pressure
- Battery voltage
- Fuel level measurements
- Running Hour Meter
- Coolant temperature
- Generator under/over voltage alarm/shutdown
- Generator under/over frequency alarm/shutdown
- Over Current alarm/shutdown
- Warm up and cooling functions
- Maintenance timer

**OPTIONAL GENERATOR FEATURES**

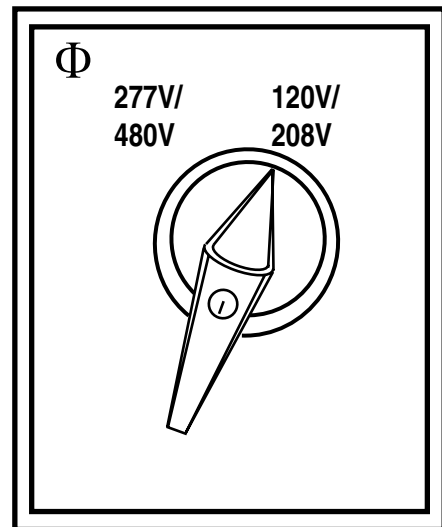
- **Battery charger** — provides fully automatic and self-adjusting charging to the generator's battery system.
- **Jacket water heater** — for easy starting in cold weather climates below 0°.
- **Trailer mounted package** — highway legal trailer with electronic or surge brakes on all axles.
- **Audible alarm** — alerts operator of abnormal conditions.
- **Emergency stop switch** — when manually activated, shuts down generator in the event of an emergency.

**OPTIONAL OUTPUT CONNECTIONS**

- **Cam-Loks** — provides quick disconnect alternative to bolt-on connectors.
- **Pin and Sleeve Connectors** — provides industry standard connectors for all voltage requirements.
- **Output Cable** — available in any custom length and size configuration.

**VOLTAGE SELECTOR SWITCH**

The voltage selector switch is located above the output terminal panel's Hard Wire Hook-Up Panel. It is provided for ease of voltage selection.



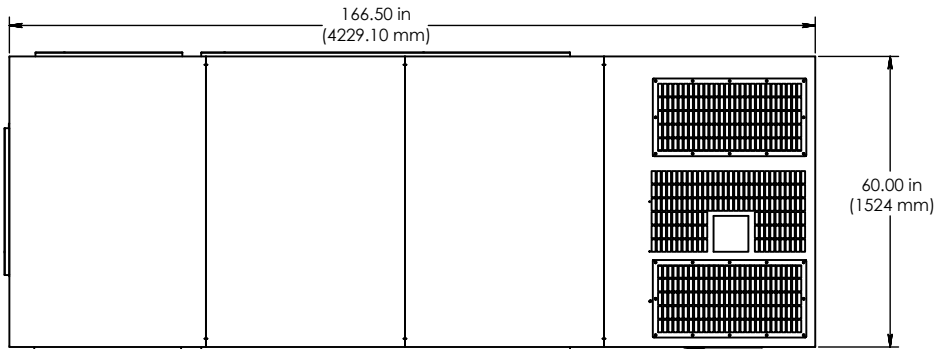
Voltages Available						
UVW Output Terminal Lugs	Voltage Selector Switch 3-Phase 120V/208V Position			Voltage Selector Switch 3-Phase 277/480V Position		
3Ø Line-Line	208V	220V	240V	416V	440V	480V
1Ø Line-Neutral	120V	127V	139V	240V	254V	277V



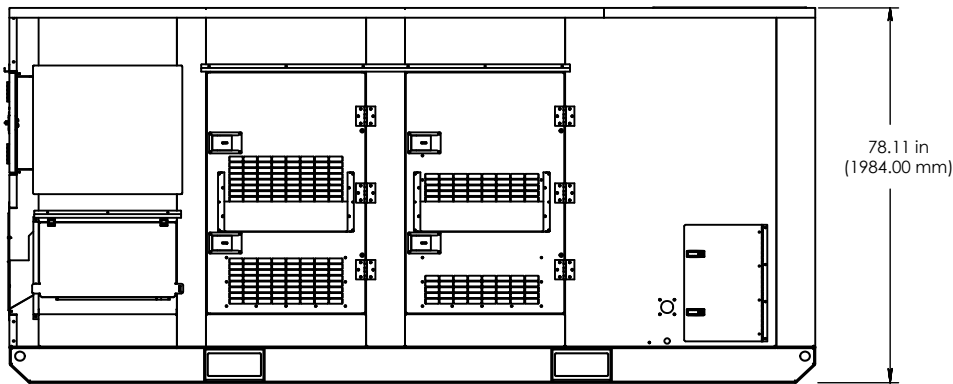
# NG200

## MQ POWER

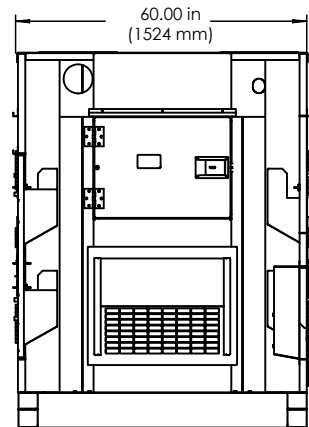
### DIMENSIONS



**TOP VIEW**



**RIGHT VIEW**



**REAR VIEW**

#### Weight

Dry Weight	TBD
Wet Weight	TBD

Your Multiquip dealer is:

