

MQ ST2037F

MULTIQUIP® 2" Submersible Pump

GALLONS PER MINUTE

73 (276 L)

HEAD

37 ft (11.3 M)

MOTOR

115V, Single-Phase, 60Hz

APPLICATIONS

CONSTRUCTION

Standing Water, Well Casings, Excavation, Site Drainage, Manholes

INDUSTRIAL

Water Supply from Lakes/Rivers, Wastewater, Quarries, Flooded Rooftops and Irrigation

RESIDENTIAL

Flooded Basements, Swimming Pools, Decorative Waterfalls and Fountains

STANDARD FEATURES

- Heavy-duty 2/3 HP motor for maximum reliability.
- 2" (NPT) male discharge port.
- Dewateres flat surfaces up to 1".
 - With Float: 2.36" (60 mm)
 - Without Float: 5.9" (150 mm)
- Compact steel housing and streamline design allows pump to fit into 8" pipes.
- Pumps liquids up to 104°F.
- Internal thermal overload protection prevents motor failure due to overheating and running pump dry.
- Aluminum motor casing serves as heat conductor.
- 26.2 ft. molded power cord with strain relief.
- UL/CUL listed.

WARRANTY*

Unit: 12 months from date of purchase.

Hoses: 3 months from date of purchase.


Float Switches: 3 months from date of purchase.

CB3: 3 months from date of purchase.

*Refer to the MULTIQUIP NEW PRODUCT LIMITED WARRANTY FOR FULL TERMS AND CONDITIONS.



FEATURES



Molded power cord with NEMA 5-15P electrical plug

Industrial, polypropylene integrated mechanical float switch assembly, 15.75" (400 mm) length

Plated steel + polypropylene ergonomically designed carry handle

Strain relief power cord protection

Secure, sealed power cable assembly

Stainless steel hardware

Replaceable aluminum 2" NPT male thread discharge port

Narrow 7.4" (188 mm) overall diameter

Powerful capacitor Start/Run starting system

Internal thermal overload protection

Aluminum sleeve heat conducting design provides maximum cooling dynamic affect to the motor

Industrial-grade electric motor, Class E insulation

Double dip/bake motor insulation process

Dual-sealed, lubricated motor bearings

Industrial Type 21 oil bathed dual silicon carbide mechanical seal system

Oil-lifting connector spring enhances cooling of seal for improved longevity

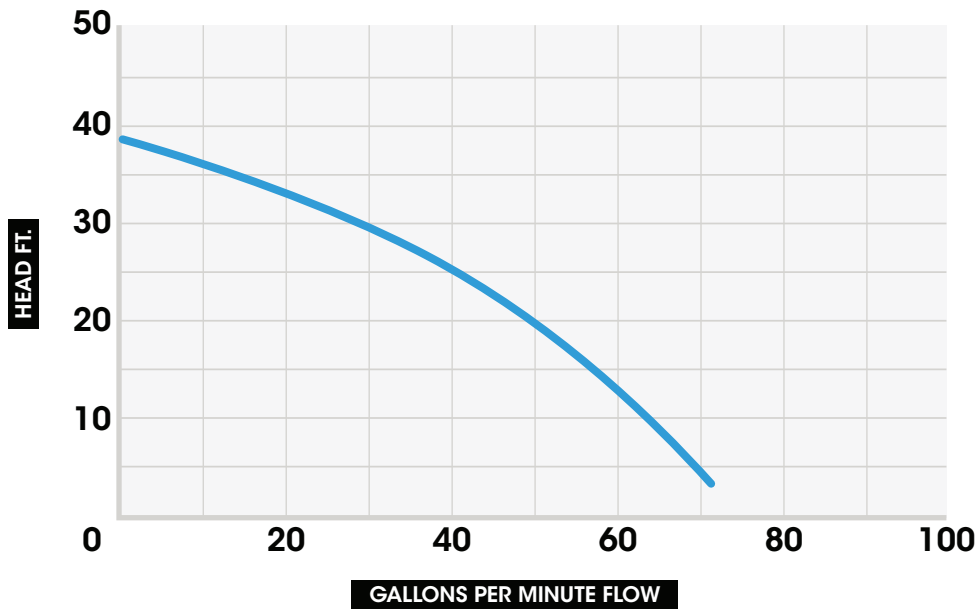
Abrasive resistant impellers

Cap to protect shaft threads

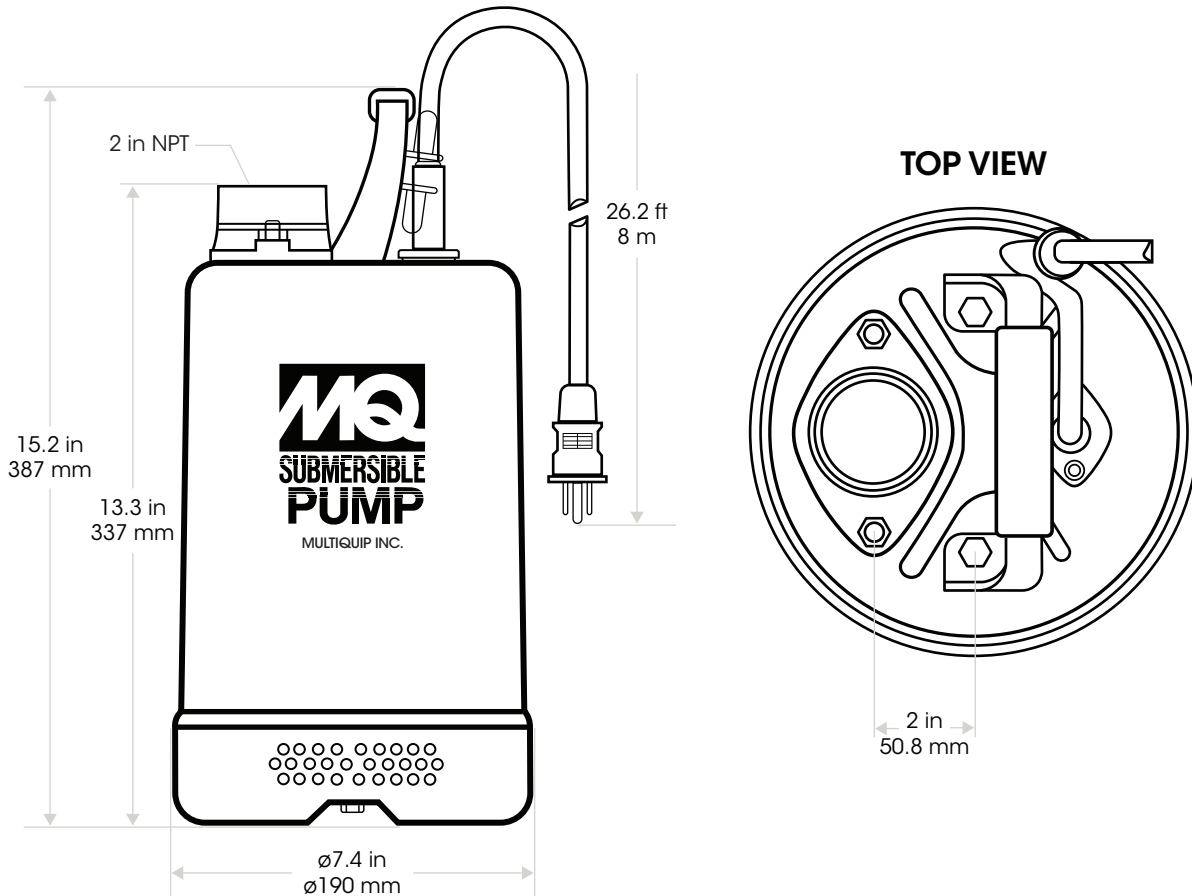
Durable strainer base provides passage of debris of 0.2" (5 mm) in diameter

Minimum pumping level
With Float: 2.36" (60 mm)
Without Float: 5.9" (150 mm)

PUMP CURVE



PUMP DIMENSIONS



SPECIFICATIONS

PUMP SPECIFICATIONS	
MODEL	ST2037F
TYPE	CENTRIFUGAL SUBMERSIBLE PUMP
IMPELLER	NEOPRENE RUBBER OVER STEEL
SUCTION/DISCHARGE SIZE	2.00 in. (50 mm)
MAX. PUMPING CAPACITY	73 GAL./MIN. - 276 L/MIN.
MAX. HEAD	37 ft. (11.3 METERS)
PSI	16
MIN. PUMPING LEVEL w/o float switch	2.36 in. (60 mm)
MIN. PUMPING LEVEL w/ float switch	5.9 in. (150 mm)
MINIMUM SUBMERGENCE	16.8 in. (426.7 mm)
MAX. SOLID HANDLING	0.2 in. (5 mm)
HORSEPOWER	0.66 (0.5 kW)
VOLTAGE	115V
PHASE	1Ø
FREQUENCY	60 Hz
STARTING AMP	25.0
RUNNING AMPS	6.9
MIN. GENERATOR KW TO START/RUN	2.9 kW / 0.8 KW
INSULATION	CLASS E
MAX. FLUID TEMPERATURE	104°F (40°C)
THERMAL OVERLOAD PROTECTION	STANDARD
ROTATION	COUNTERCLOCKWISE
RPM	3390 (±30)
MECHANICAL SEAL SYSTEM	OIL BATHED, DUAL SILICON CARBIDE, CORROSION RESISTANT
MECHANICAL SEAL OIL CAPACITY	4.0 oz (120 cc)
MECHANICAL SEAL OIL TYPE	SHELL TETRA 10SP OR EQUIVALENT
MECHANICAL SHAFT	STAINLESS STEEL
O-RINGS	NITRILE RUBBER
HARDWARE	STAINLESS STEEL
SALT OR CHEMICALS	NO
POWER CABLE PLUG	NEMA 5-15P
POWER CABLE PROTECTION	STRAIN RELIEF
POWER CABLE LENGTH	26.2 ft. (8 meters)
DRY WEIGHT	31 lb. (14.0 kg)

FLOAT SWITCH FEATURES	SW1A	SW1WOPA	SW1A
SINGLE MECHANICAL FLOAT	X	X	-
DOUBLE MECHANICAL FLOAT	-	-	X
120VAC	X	X	X
PIGGY-BACK PLUG (NEMA 5-15)	X	-	X
OPEN WIRE END, FOR CONTROL BOX APPLICATIONS ONLY	-	X	-
CORROSIAN RESISTANT PVC HOUSING	X	X	-
CORROSIAN RESISTANT HIGH-IMPACT HOUSING	-	-	X
HEAVY-DUTY CONTACTS	X	X	X
OPERATES IN WATER UP TO 104°F (40°C)	X	X	X
ADJUSTABLE RANGE 7" TO 36" (18 - 91 cm)	X	X	-
ADJUSTABLE RANGE 3" TO 48" (7.6 - 122 cm)	-	-	X
16 GAUGE CORD FLOAT SWITCH CORD 20' (6.1 METERS)	X	X	-
14 GAUGE CORD FLOAT SWITCH CORD 20' (6.1 METERS)	-	-	X
PRESSURE TESTED TO 60'	X	X	-
INCLUDES MOUNTING CLAMPS	X	X	X
UL LISTED	X	X	X
CSA CERTIFIED	X	X	X



SW1A

SW1WOPA

SW2A

OPTIONS

DISCHARGE HOSES

- **HD250C** - 2" x 50 ft., 75psi, NPS thread
- **HDQ250C** - 2" x 50 ft., 75psi NPT thread, includes one quick disconnect coupler
- **A200A** - 2" type A coupler, male quick disconnect x female NPT



HD250C



HDQ250C



A200A

CB3 CONTROL BOX

Offered for convenient MANUAL/AUTO and float switch operations. Water resistant fiberglass housing and cable connectors prevent moisture from entering into box. Features operation switch and running light. Includes two SW1WOPA float switches.



Voltage: 120V, Phase: 1Ø, Amps (FLA): 40A

UL Listed

NOTICE Features and Specifications are subject to change without notice.