



# ST2040T

MULTIQUIP® 2" Submersible Trash Pump

GALLONS PER MINUTE

**79 (299 L)**

HEAD

**40 ft (12.2 M)**

POWER

**115V, Single Phase, 60Hz**

## APPLICATIONS

### CONSTRUCTION

Standing Water, Excavation, Site Drainage, and Manholes with Solids/Debris

### INDUSTRIAL

Water Supply from Lakes/Rivers, Wastewater, Quarries, and Irrigation with Solids/Debris

### RESIDENTIAL

Flooded Basements, Unmaintained Swimming Pools with Solids/Debris

## STANDARD FEATURES

- **Heavy-duty 2/3 HP motor** for maximum reliability.
- Replaceable 2" (NPT) cast iron female discharge port.
- Easy clean out base design.
- Durable outer aluminum casing and cast iron inner casing provides a **narrow 10" overall foot**.
- **26.2 ft molded power cord** with strain relief.
- **Dewaters flat surfaces up to 6.3" (160 mm) levels.**
- Pumps liquids up to 104° F.
- **Cast iron/steel motor inner casing** serves as heat conductor.
- **Internal thermal protection** prevents motor failure due to overloading and running pump dry.
- UL/CUL listed.

## WARRANTY\*

ST2040T: 12 months from date of purchase.

Hoses: 3 months from date of purchase.


Float Switches: 3 months from date of purchase.

CB3: 3 months from date of purchase.

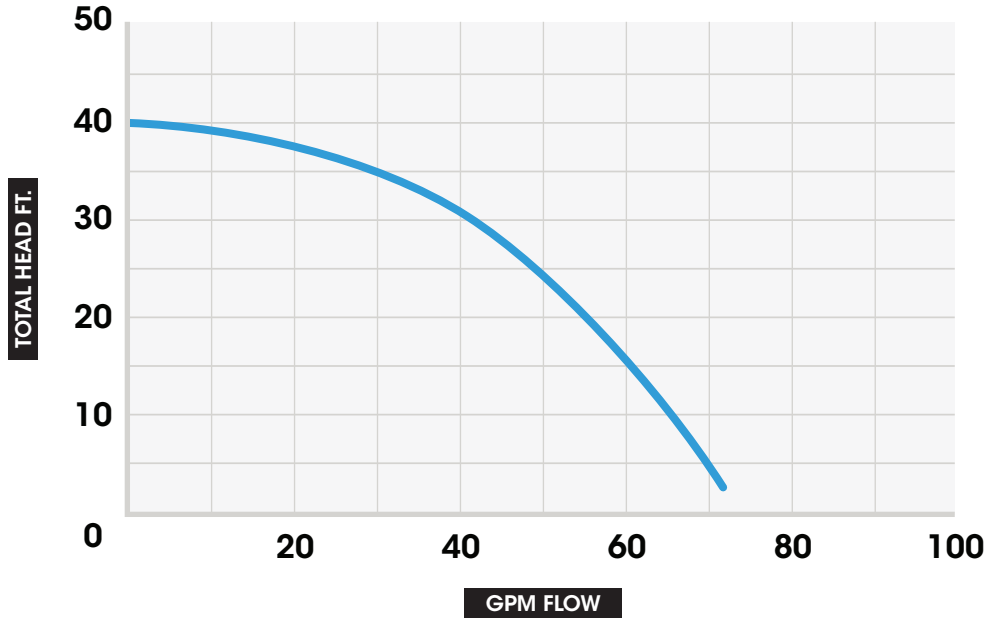
\*Refer to the MULTIQUIP NEW PRODUCT LIMITED WARRANTY FOR FULL TERMS AND CONDITIONS.



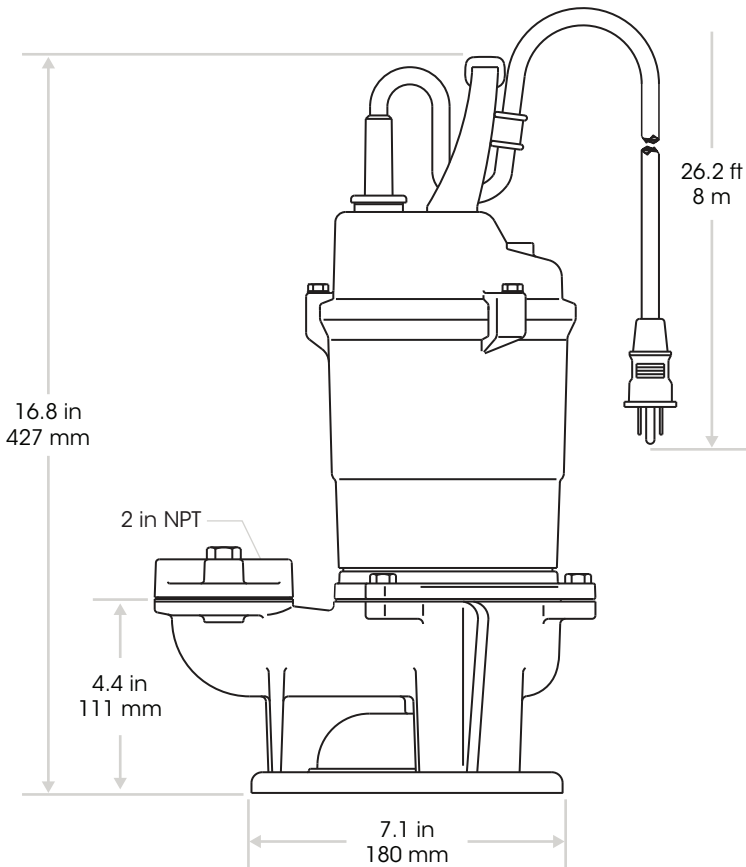
## FEATURES



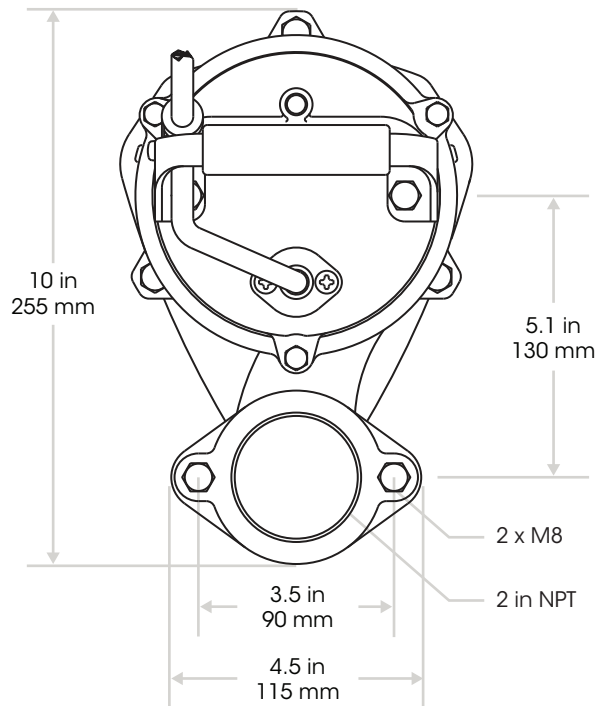
## PUMP CURVE



## PUMP DIMENSIONS



### TOP VIEW



## SPECIFICATIONS

PUMP SPECIFICATIONS	
MODEL	ST2040T
TYPE	CENTRIFUGAL TRASH SUB PUMP
IMPELLER	NEOPRENE RUBBER OVER STEEL
SUCTION/DISCHARGE SIZE	2.00 in. (50 mm)
MAX. PUMPING CAPACITY	79 GALLONS/MIN (299 L/MIN)
MAX. HEAD	40 ft. (12.2 M)
PSI	17.3
MIN. PUMPING LEVEL	6.3 in. (160 mm)
MIN. SUBMERGENCE	18.0 in. (457.2 mm)
MAX. SOLID HANDLING	0.71 in. (18 mm)
HORSEPOWER	0.66 (0.5 kW)
VOLTAGE	115V
PHASE	1Ø
FREQUENCY	60 Hz
STARTING AMPS	25
RUNNING AMPS	6.8
MIN. GENERATOR KW TO START/RUN	2.9 kW/0.8 kW
INSULATION	CLASS E
MAX. FLUID TEMPERATURE	104°F (40°C)
THERMAL OVERLOAD PROTECTION	STANDARD
ROTATION	COUNTERCLOCKWISE
RPM	3,390 (±30)
MECHANICAL SEAL SYSTEM	OIL BATHED, DUAL SILICON CARBIDE, CORROSION RESISTANT
MECHANICAL SEAL OIL CAPACITY	4.5 oz (133 cc)
MECHANICAL SEAL OIL TYPE	SHELL TETRA 10SP OR EQUIVALENT
MECHANICAL SHAFT	STAINLESS STEEL
O-RINGS	NITRILE RUBBER
HARDWARE	STAINLESS STEEL
SALT OR CHEMICALS	NO
POWER CABLE PLUG	NEMA 5-15P
POWER CABLE PROTECTION	STRAIN RELIEF
POWER CABLE LENGTH	26.2 ft. (8 M)
DRY WEIGHT	34 lb. (15.4 kg)

FLOAT SWITCH FEATURES	SW1A	SW1WOPA	SW2A
SINGLE MECHANICAL FLOAT	X	X	—
DOUBLE MECHANICAL FLOAT	—	—	X
120VAC	X	X	X
PIGGY-BACK PLUG (NEMA 5-15)	X	—	X
OPEN WIRE END, FOR CONTROL BOX APPLICATIONS ONLY	—	X	—
CORROSION RESISTANT PVC HOUSING	X	X	—
CORROSION RESISTANT HIGH-IMPACT HOUSING	—	—	X
HEAVY-DUTY CONTACTS	X	X	X
OPERATES IN WATER UP TO 104°F (40°C)	X	X	X
ADJUSTABLE RANGE 7" TO 36" (18 - 91 CM)	X	X	—
ADJUSTABLE RANGE 3" TO 48" (7.6 - 122 CM)	—	—	X
16 GAUGE CORD FLOAT SWITCH CORD 20' (6.1 METERS)	X	X	—
14 GAUGE CORD FLOAT SWITCH CORD 20' (6.1 METERS)	—	—	X
PRESSURE TESTED TO 60'	X	X	—
INCLUDES MOUNTING CLAMPS	X	X	X
UL LISTED	X	X	X
CSA CERTIFIED	X	X	X



## OPTIONS

### DISCHARGE HOSES

- **HD250C** - 2" x 50 ft., 75psi, NPS thread
- **HDQ250C** - 2" x 50 ft., 75psi NPT thread, includes one quick disconnect coupler
- **A200A** - 2" type A coupler, male quick disconnect x female NPT



### CB3 CONTROL BOX

Offered for convenient MANUAL/AUTO and float switch operations. Water resistant fiberglass housing and cable connectors prevent moisture from entering into box. Features operation switch and running light. Includes two SW1WOPA float switches.

**Voltage** - 120V  
**Phase** - 1Ø  
**Amps (FLA)** - 40A

UL Listed



**Note:** The ST2040T is designed with internal thermal overload protection and does not require extra electrical protection.

**NOTICE** Features and Specifications are subject to change without notice.