



WINTERIZING



When planning for storage in cold weather climates. It is recommended to drain and remove all fluids from the system during these conditions.

- If fluid is present in main tank, evacuate fluid using on board pump.
- Place on level surface and raise trailer tongue using front jack stand to highest point.
- Locate and remove cleanout cover drain plug on pump end.




- Rotate main valve to the 3 O'clock position.
- Rotate rear spray valve to the 12 O'clock position.

- Locate and open all three garden hose bibs and leave open.




WINTERIZING CONTINUED

- Once fluid has appeared to have stopped draining, lower front trailer tongue using front jack stand to lowest position.



- Rotate the main valve back to the 9 O'clock position.
- Once fluid has stopped draining, reinstall cleanout cover drain plug on pump end.



NOTE: It is very important to cycle the main valve from 3 O'clock and back to 9 O'clock due to the potential of fluid becoming trapped within the ball of the valve assembly. **Never leave the main valve in the 12 or 6 O'clock positions.**